DOLLE®

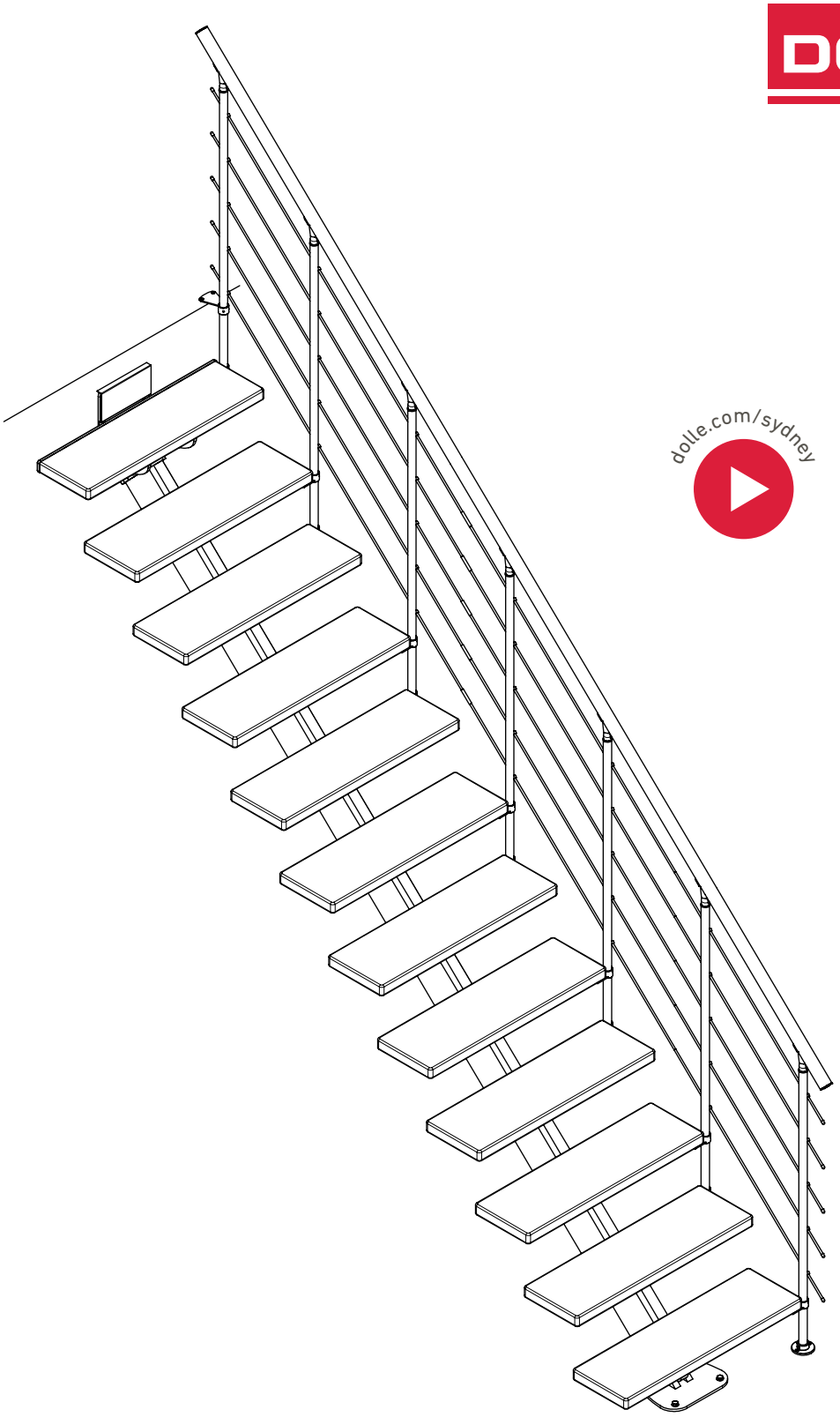

dolle.com/sydney

STYLE 6 BANISTER

SYDNEY

INSTRUCTION / MONTAGEANLEITUNG
INSTRUKTION / INSTRUCCIÓN / INSTRUKCJA

SOGEM®
PART OF DOLLE GROUP

© DOLLE A/S | In the interest of technical progress we reserve the right to make changes | R1-96850 | 26/04/23

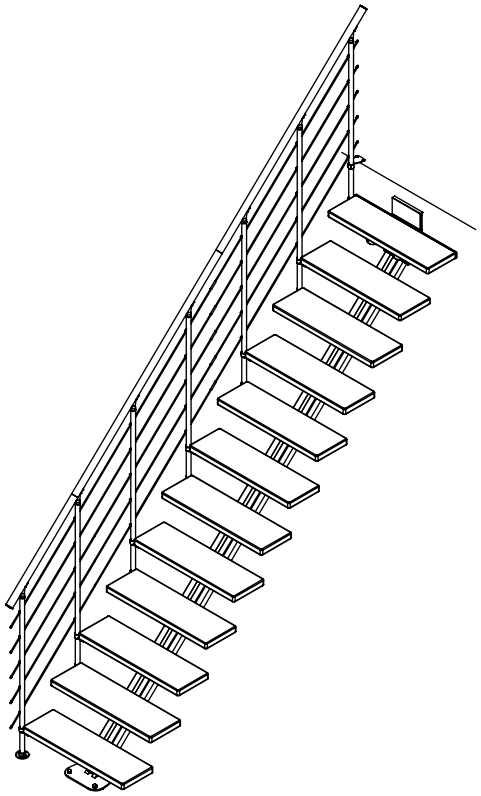

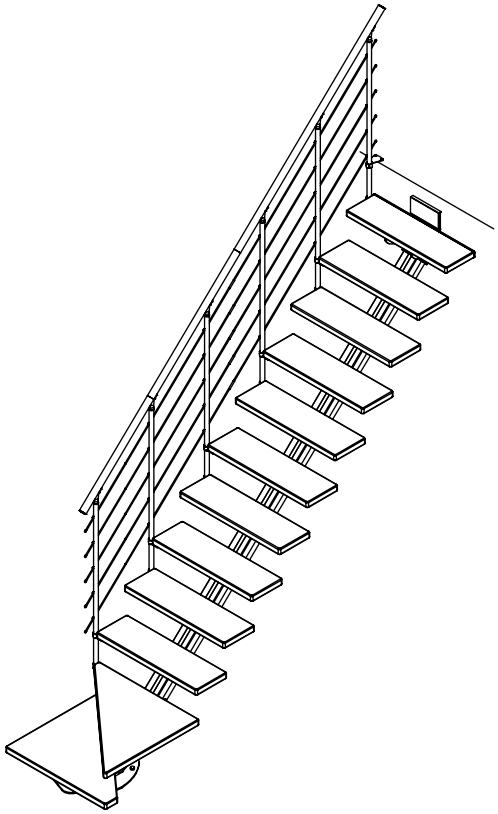

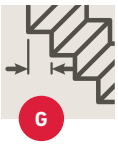

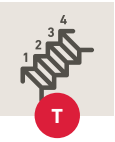

Height floor-to-floor	Rise height	Going (of tread)	Number of treads
Geschosshöhe	Steigungshöhe	Auftrittsbreite	Anzahl Stufen
Hauteur sol-sol	Hauteur de marche	Giron	Nombre de marches
Altura de suelo/suelo	Altura de peldaños	Huella	Numero de peldaños
Altura do chão / chão	Altura do degrau	Pegada	Número de etapas (degraus)
Hoogte vloer/vloer	Hoogte trede	Aantrede	Aantal treden
Etagehøjde	Stigningshøjde	Grund	Antal trin
Golv till golv höjd	Stigningshöjd	Grund	Antal steg
Wysokość kondygnacji od podłogi do podłogi	Wysokość stopnia	Głębokość stopnia	Ilość stopni
Înălțime sol-sol	Înălțime treaptă	Lățime utilă treaptă	Număr trepte
Výška patra podlaha-podlaha	Výška schodu	Hloubka nášlapu	Počet nášlapů
Высота от пола до пола	Шаг ступени	Глубина ступени	Кол-во ступеней
Aukšto aukštis	Pakopos aukštis	Pakopos gylis	Pakopų kiekis
Stāva augstums	Pakāpiena augstums	Pakāpiena dziļums	Pakāpienu skaits
Korruse kõrgus	Astme kõrgus	Astme sügavus	Astmete arv
Višina nadstropja	Višina stopnice	Hodalna globina stopnice	Število stopnic
Visina kata	Visina stepenice	Dubina stuba	Broj stepenica
Výška podlažia	Výška stupňa	Hĺbka stupňa	Počet stupňov

1

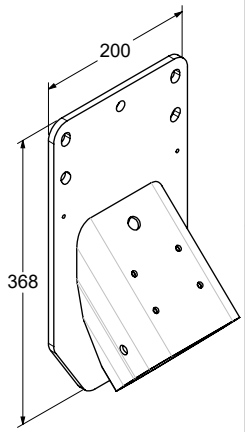

x 1
K2-1077940 *RAL 7016*
K2-1077941 *RAL 9005*
K2-1077943 *RAL 9016*

2

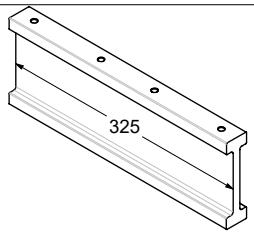

x 1
K1-1077885

3

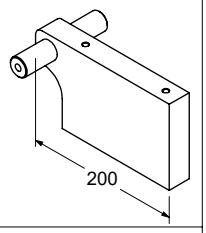

x 1
K2-1077965 *RAL 7016*
K2-1077966 *RAL 9005*
K2-1077968 *RAL 9016*

4

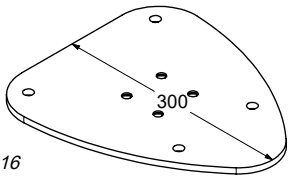

x 1
K1-1077970 *RAL 7016*
K1-1077971 *RAL 9005*
K1-1077973 *RAL 9016*

5

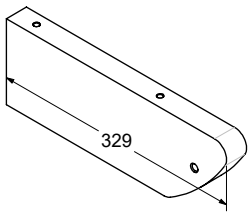

x 1
K1-1077975 *RAL 7016*
K1-1077976 *RAL 9005*
K1-1077978 *RAL 9016*

6

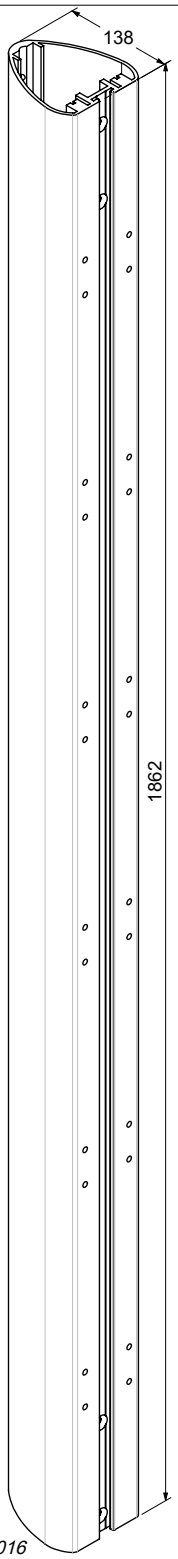

x 1
K1-1077880 *RAL 7016*
K1-1077881 *RAL 9005*
K1-1077883 *RAL 9016*

7

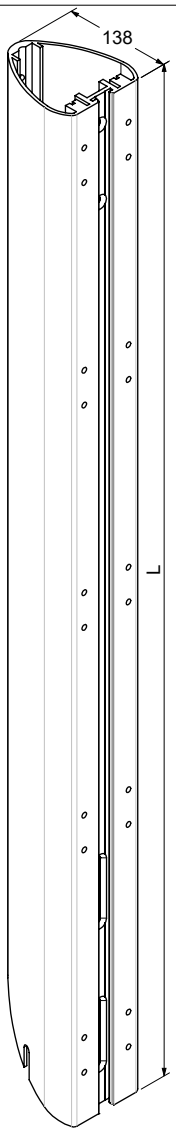

x 1

K1-1077900 *RAL 7016* K1-1077901 *RAL 9005* K1-1077903 *RAL 9016*	11T L: 1123mm
K1-1077905 *RAL 7016* K1-1077906 *RAL 9005* K1-1077907 *RAL 9016*	12T L: 1311mm
K1-1077910 *RAL 7016* K1-1077911 *RAL 9005* K1-1077913 *RAL 9016*	13T L: 1593mm

8

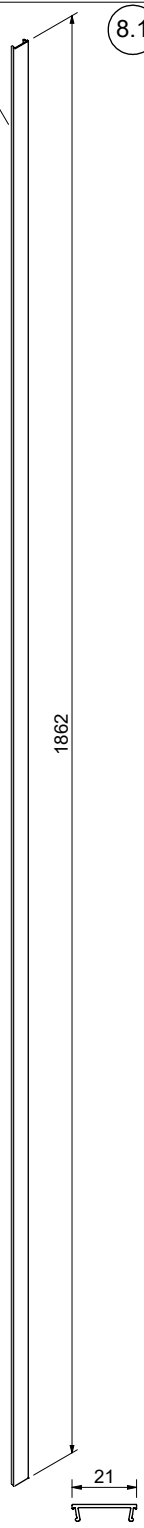

x 1
K1-1077920 *RAL 7016*
K1-1077921 *RAL 9005*
K1-1077923 *RAL 9016*

8.1 **LED kit**



x 1
K1-1077924
PC opal

9

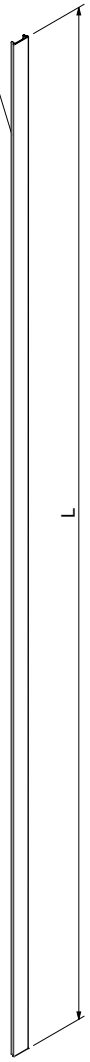

9.1 **LED kit**

x 1
K1-1077929 11T
K1-1077934 12T
K1-1077939 13T
PC opal

x 1

K1-1077925 *RAL 7016* K1-1077926 *RAL 9005* K1-1077928 *RAL 9016*	11T L: 1123mm
K1-1077930 *RAL 7016* K1-1077931 *RAL 9005* K1-1077933 *RAL 9016*	12T L: 1311mm
K1-1077935 *RAL 7016* K1-1077936 *RAL 9005* K1-1077937 *RAL 9016*	13T L: 1593mm

10

x 1
K1-1077985 *RAL 7016*
K1-1077986 *RAL 9005*
K1-1077988 *RAL 9016*

11

x 1
K1-1077980 *RAL 7016*
K1-1077981 *RAL 9005*
K1-1077983 *RAL 9016*

12

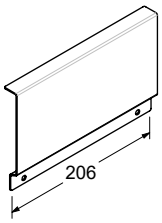

x 1
K1-1077950 *RAL 7016*
K1-1077951 *RAL 9005*
K1-1077953 *RAL 9016*

13

x 1
K1-1077895 *RAL 7016*
K1-1077896 *RAL 9005*
K1-1077898 *RAL 9016*

14

x 1
K1-1077890 *RAL 7016*
K1-1077891 *RAL 9005*
K1-1077893 *RAL 9016*

15

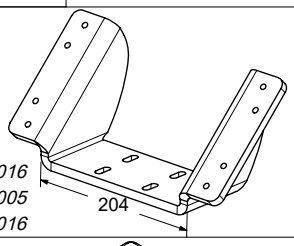

x 1
K1-1077945 *RAL 7016*
K1-1077946 *RAL 9005*
K1-1077948 *RAL 9016*

16

	11	12	13
x	10	11	12

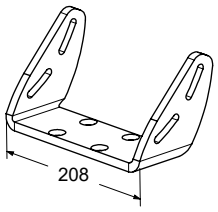

K1-1077990 *RAL 7016*
K1-1077991 *RAL 9005*
K1-1077993 *RAL 9016*

17

	11	12	13
x	20	22	24

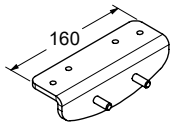

K2-1077995 *RAL 7016*
K2-1077996 *RAL 9005*
K2-1077998 *RAL 9016*

18

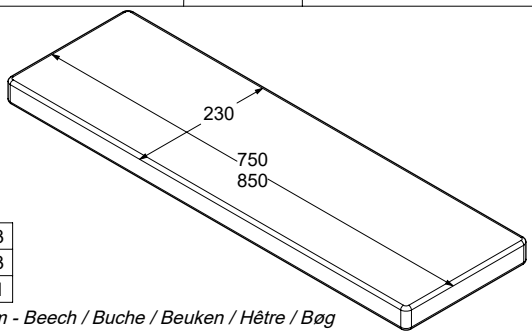

		11	12	13
x	I	11	12	13
	L	9	10	11

M2-1078601 *750mm - Beech / Buche / Beuken / Hêtre / Bøg*
M2-1078611 *750mm - Oak / Eiche / Bijv / Chêne / Eg*
M2-1078621 *750mm - Oak white / Eiche weiß / Bijv wt / Chêne blanc / Eg hvid*
M2-1078651 *850mm - Beech / Buche / Beuken / Hêtre / Bøg*
M2-1078661 *850mm - Oak / Eiche / Bijv / Chêne / Eg*
M2-1078671 *850mm - Oak white / Eiche weiß / Bijv wt / Chêne blanc / Eg hvid*

19

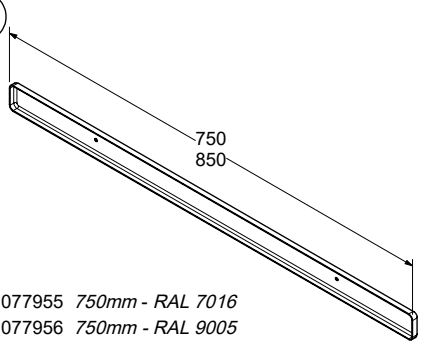

x 1
K1-1077955 *750mm - RAL 7016*
K1-1077956 *750mm - RAL 9005*
K1-1077958 *750mm - RAL 9016*
K1-1077960 *850mm - RAL 7016*
K1-1077961 *850mm - RAL 9005*
K1-1077963 *850mm - RAL 9016*

20

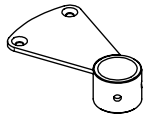

x 1
K2-1077030 *RAL 7016*
K2-1077031 *RAL 9005*
K2-1077033 *RAL 9016*

21

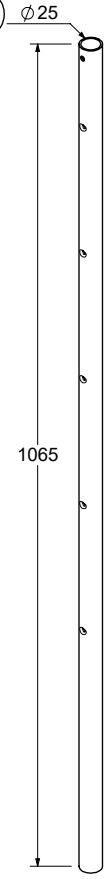

		11	12	13
x	I	6	6	7
	L	6	6	6

K1-1077605 *RAL 7016*
K1-1077606 *RAL 9005*
K1-1077608 *RAL 9016*

23

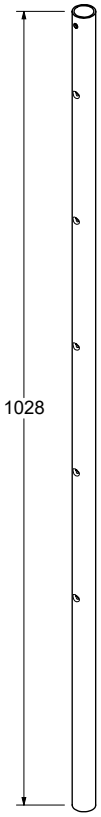

x 1
K1-1077600 *RAL 7016*
K1-1077651 *RAL 9005*
K1-1077653 *RAL 9016*

24

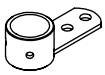

		11	12	13
x	I	12	12	14
	L	12	12	12

K2-1077025 *RAL 7016*
K2-1077026 *RAL 9005*
K2-1077028 *RAL 9016*

25

		11	12	13
x	I	6	6	7
	L	6	6	6

K1-1077045 *RAL 7016*
K1-1077046 *RAL 9005*
K1-1077048 *RAL 9016*

26

x 1
K2-1077610 *RAL 7016*
K2-1077611 *RAL 9005*
K2-1077613 *RAL 9006*

27

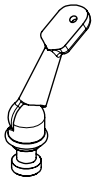

		11	12	13
x	I	7	7	8
	L	7	7	7

K2-1077195 *RAL 7016*
K2-1077196 *RAL 9005*
K2-1077198 *RAL 9006*

28

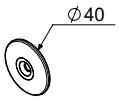

x 6
K1-1077150 *RAL 7016*
K1-1077151 *RAL 9005*
K1-1077153 *RAL 9006*

29

x 10
R3-91415

30

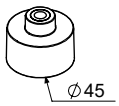

x 1
K1-01810

31

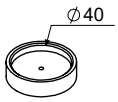

x 1
K1-01620

32

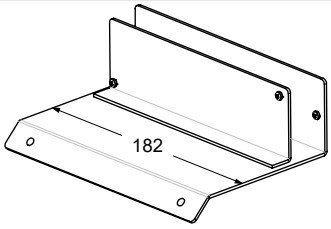

x 1
K2-1078000 *RAL 7016*
K2-1078001 *RAL 9005*
K2-1078003 *RAL 9006*

33

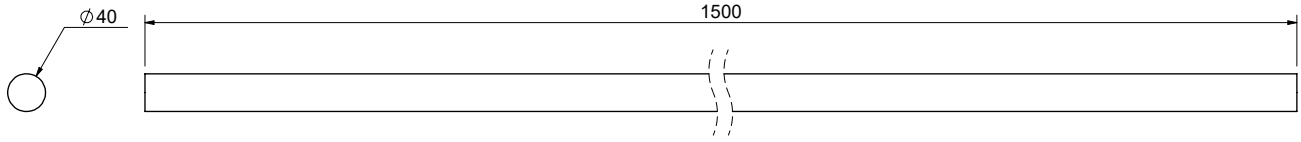

M2-1078905 *Beech / Buche / Beuken / Hêter / Bøg*
M2-1078915 *Oak / Eiche / Bijv / Chêne / Eg*
M2-1078925 *Oak white / Eiche weiß / Bijv wit / Chêne blanc / Eg hvid*

		11	12	13
x	I	3	3	3
	L	2	2	3

34

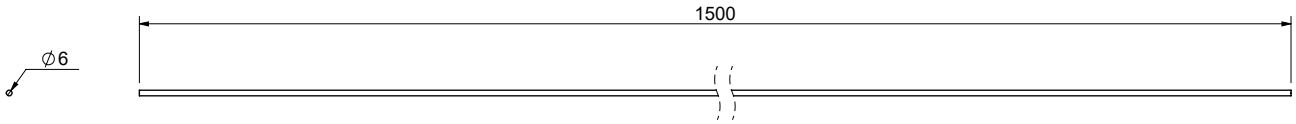

x 15
K1-14077

35

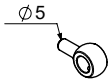

		11	12	13
x	I	35	35	40
	L	35	35	35

K1-1077202

36

		11	12	13
x	I	35	35	40
	L	35	35	35

K3-05064 *M4 x 4*

37

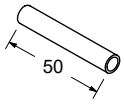

x 10
K1-14939

38

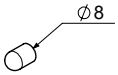

x 30
K1-04050

50

x 9
K3-08001 *Ø12 x 60*

51

x 11
K3-04001 *Ø10*

52

x 9
K3-06003 *Ø10 x 60*

53

x 15
K3-02136 *M8 x 20*

54

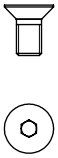

x 4
K3-02137 *M10 x 20*

55



x 2
K3-02205 *M10 x 25*

56

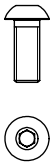

x 2
K3-02258 *M10 x 25*

57

x 2
K3-02041 *M5 x 8*

58

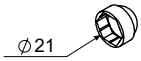

x 4
K1-10027 *RAL 7016*
K1-01018 *RAL 9005*
K1-01007 *RAL 9016*

59

	11	12	13
x	44	48	52

K3-04150 *Ø8 / Ø16*

60

	11	12	13
x	40	44	48

K3-03011 *M8*

61

x 4
K3-02267 *M8 x 25*

62

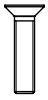

	11	12	13
x	40	44	48

K3-02138 *M8 x 35*

63

x 2
K3-06013 *Ø4 x 20*

64



	11	12	13
x	88	96	104

K3-06128 *Ø6 x 35*

65

x 2
R3-91368 *Ø4,5 x 25*

66

x 4
K3-08003 *Ø8 x 50*

67

x 4
K3-06110 *Ø5 x 60*

68

		11	12	13
x	I	24	24	28
	L	24	24	24

K3-06130 *Ø6 x 30*

69

		11	12	13
x	I	26	26	30
	L	26	26	26

K3-05056 *M6 x 5*

70

		11	12	13
x	I	7	7	8
	L	7	7	7

K3-05002 *M6 x 8*

71

x 6
K3-06022 *Ø5 x 35*

72

		11	12	13
x	I	7	7	8
	L	7	7	7

K3-06008 *Ø5 x 25*

90

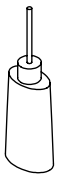

Wood glue
Holzkleber
Colle à bois
Trælim
Houtlijm

x 1
K3-90005

91

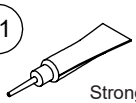

Strong glue
Superkleber
Seconde lijm
Colle forte
Superlim

x 1
K7-71999

92

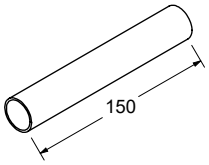

x 2
K1-1077165 *RAL 7016*
K1-1077166 *RAL 9005*
K1-1077168 *RAL 9016*

93

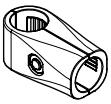

x 4
K2-1077170 *RAL 7016*
K2-1077171 *RAL 9005*
K2-1077173 *RAL 9016*

1077860 ***RAL 7016***
1077870 ***RAL 9005***
1077890 ***RAL 9016***

L

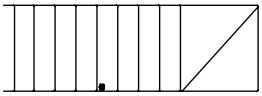

40

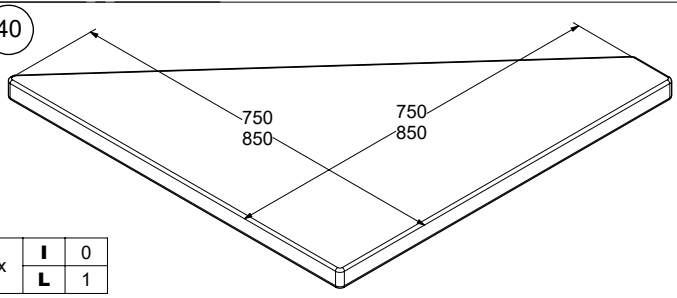

x		
	I	0
	L	1

M2-1078609 *750mm - Beech / Buche / Beuken / Hêtre / Bøg*
M2-1078619 *750mm - Oak / Eiche / Bijv / Chêne / Eg*
M2-1078629 *750mm - Oak white / Eiche weiß / Bijv wt / Chêne blanc / Eg hvid*
M2-1078659 *850mm - Beech / Buche / Beuken / Hêtre / Bøg*
M2-1078669 *850mm - Oak / Eiche / Bijv / Chêne / Eg*
M2-1078679 *850mm - Oak white / Eiche weiß / Bijv wt / Chêne blanc / Eg hvid*

41

x		
	I	0
	L	1

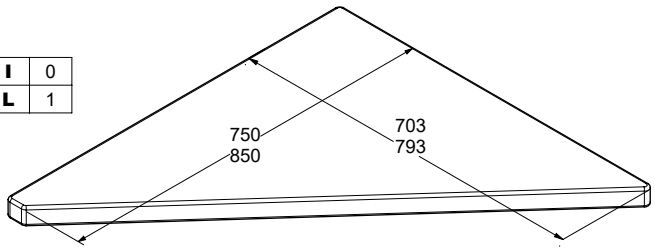

M2-1078608 *750mm - Beech / Buche / Beuken / Hêtre / Bøg*
M2-1078618 *750mm - Oak / Eiche / Bijv / Chêne / Eg*
M2-1078628 *750mm - Oak white / Eiche weiß / Bijv wt / Chêne blanc / Eg hvid*
M2-1078658 *850mm - Beech / Buche / Beuken / Hêtre / Bøg*
M2-1078668 *850mm - Oak / Eiche / Bijv / Chêne / Eg*
M2-1078678 *850mm - Oak white / Eiche weiß / Bijv wt / Chêne blanc / Eg hvid*

42

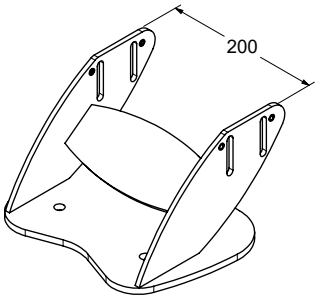

x		
	I	0
	L	1

K2-1078030 *RAL 7016*
K2-1078031 *RAL 9005*
K2-1078033 *RAL 9016*

43

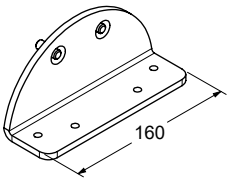

x		
	I	0
	L	2

K2-1078035 *RAL 7016*
K2-1078036 *RAL 9005*
K2-1078038 *RAL 9016*

44

x		
	I	0
	L	1

K2-1078060 *RAL 7016*
K2-1078061 *RAL 9005*
K2-1078063 *RAL 9016*

45

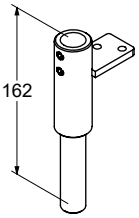

x		
	I	0
	L	1

K2-1078055 *RAL 7016*
K2-1078056 *RAL 9005*
K2-1078058 *RAL 9016*

46

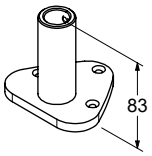

x		
	I	0
	L	1

K2-1078050 *RAL 7016*
K2-1078051 *RAL 9005*
K2-1078053 *RAL 9016*

47

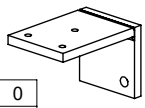

x		
	I	0
	L	2

K1-1077295 *RAL 7016*
K1-1077296 *RAL 9005*
K1-1077298 *RAL 9016*

48

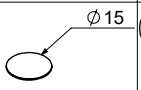

x		
	I	0
	L	4

K3-09800 *RAL 7016*
K3-09801 *RAL 9005*
K3-09803 *RAL 9016*

50

x		
	I	0
	L	6

K3-08001 *Ø12 x 60*

51

x		
	I	0
	L	6

K3-04001 *Ø10*

52

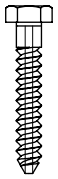

x		
	I	0
	L	6

K3-06003 *Ø10 x 60*

58

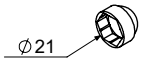

x		
	I	0
	L	2

K1-01027 *RAL 7016*
K1-01018 *RAL 9005*
K1-01007 *RAL 9016*

59

x		
	I	0
	L	4

K3-04150 *Ø8 / Ø16*

60

x		
	I	0
	L	4

K3-03011 *M8*

64

x		
	I	0
	L	18

K3-06128 *Ø6 x 35 - TX30*

74

x		
	I	0
	L	18

K3-06135 *Ø6 x 35 - TX30*

75

x		
	I	0
	L	2

K3-06015 *Ø8 x 70*

76

x		
	I	0
	L	2

K3-08004 *Ø10 x 60*

77

x		
	I	0
	L	3

K3-08006 *Ø6 x 30*

78

x		
	I	0
	L	3

K3-06005 *Ø5 x 50*

OPTION	**1077899-0100 LED kit**

100



x 1
640041
LED strip

101

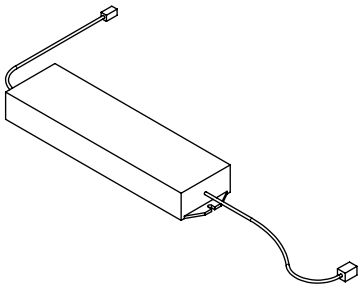

x 1
22742
RF LED dimmer

102

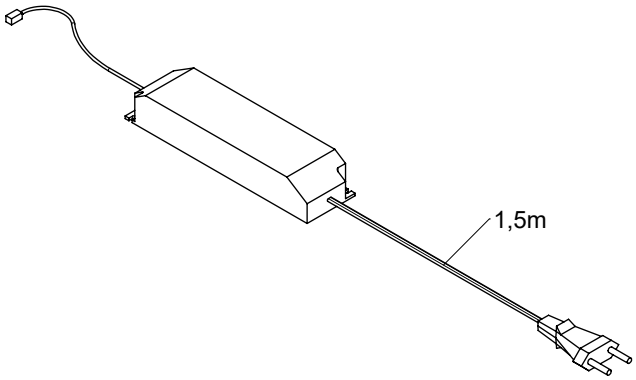

x 1
600245
LED driver

103

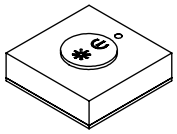

x 1
20222
Remote control

Tools not included!
Werkzeuge nicht enthalten!
Gereedschap niet inbegrepen!
Outils non inclus!
Værktøj ikke inkluderet!

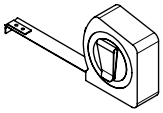

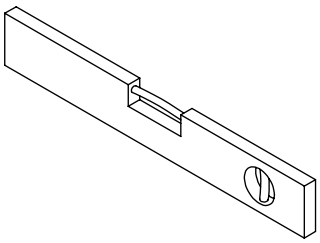

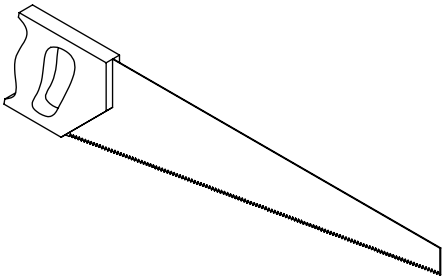

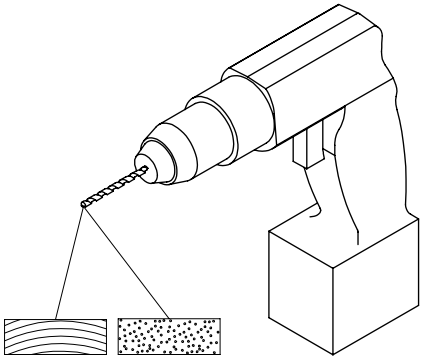

∅ 3mm ∅ 6mm
∅ 4mm ∅ 8mm
∅ 6mm ∅ 12mm
∅ 8mm

TX25
TX30
PZ2

3 mm
5 mm
6 mm
8 mm

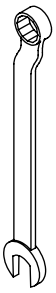

13mm
16mm
17mm

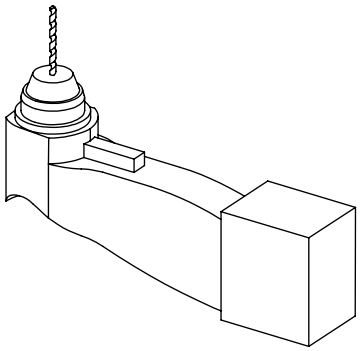

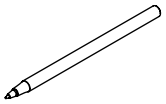

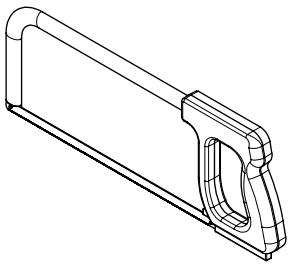



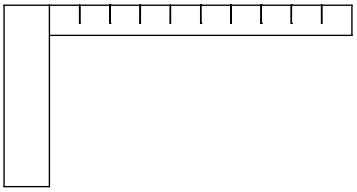

$$S = \frac{H}{T + 1}$$

H = 2600 mm, T = 12

$$S = \frac{2600\ \text{mm}}{12 + 1} = 200\ \text{mm}$$

T	H mm	S mm	G mm	P °	R mm
11	2220	185	221	40,0	2427
	2250	188	219	40,6	2406
	2300	192	215	41,6	2374
	2350	196	211	42,6	2341
	2400	200	208	43,7	2309
	2450	204	204	44,7	2274
	2500	208	199	45,8	2236
	2550	213	194	46,9	2189
	2600	217	189	48,0	2148
	2650	221	185	48,8	2107
	2700	225	180	50,2	2063
12	2405	185	221	40,0	2648
	2450	188	219	40,9	2625
	2500	192	215	41,8	2589
	2550	192	211	42,7	2552
	2600	200	208	43,7	2517
	2650	204	204	44,6	2478
	2700	208	199	45,8	2435
	2750	212	195	46,6	2393
	2800	215	191	47,6	2358
	2850	219	187	48,7	2315
	2900	223	183	49,7	2269
	2925	225	180	50,2	2243
13	2590	185	221	40,0	2869
	2600	186	220	40,2	2860
	2650	189	218	41,1	2834
	2700	193	214	41,9	2794
	2750	196	211	42,8	2763
	2800	200	208	43,7	2725
	2850	204	204	44,6	2682
	2900	207	201	45,5	2649
	2950	211	197	46,4	2604
	3000	214	193	47,3	2565
	3050	218	188	48,3	2514
	3100	221	185	49,3	2477
	3150	225	180	50,2	2423

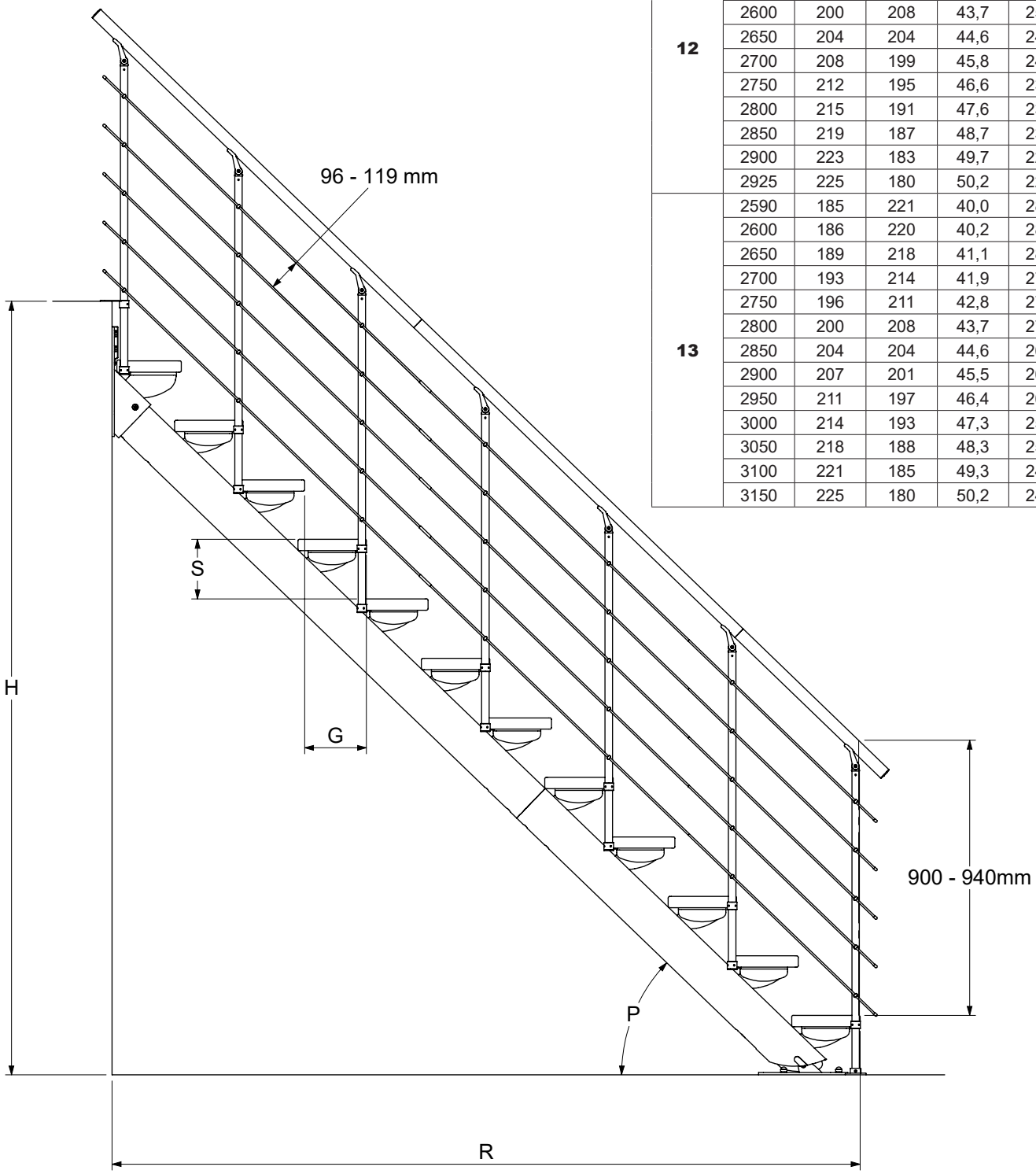

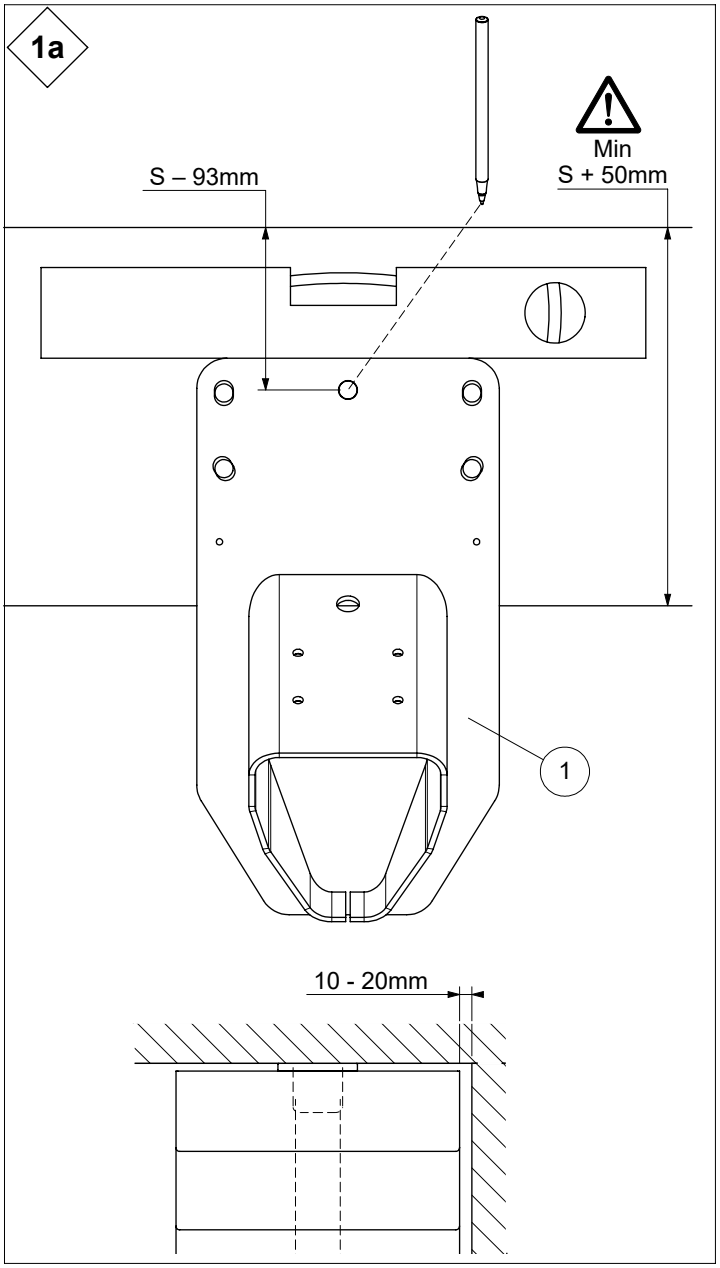
1a
Min
S + 50mm
S – 93mm
1
10 - 20mm

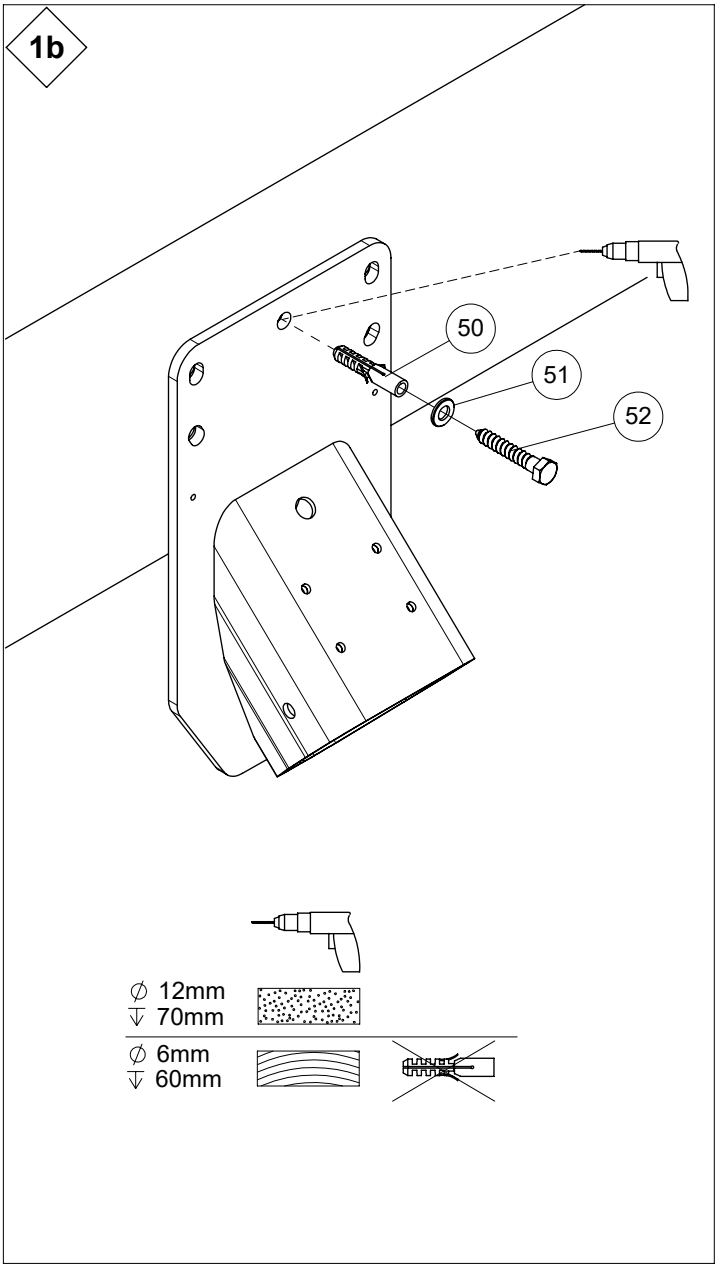
1b
50
51
52
∅ 12mm
70mm
∅ 6mm
60mm

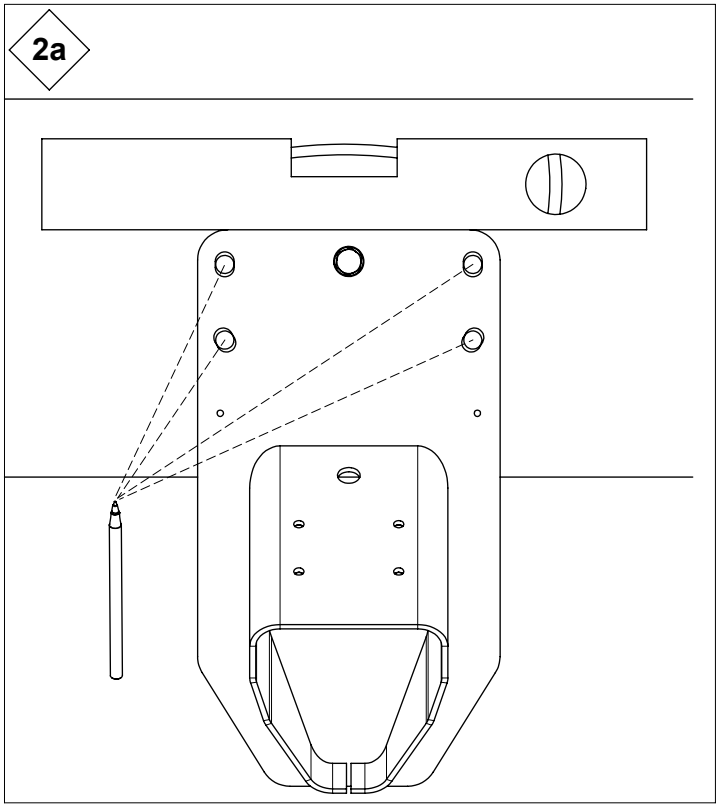
2a

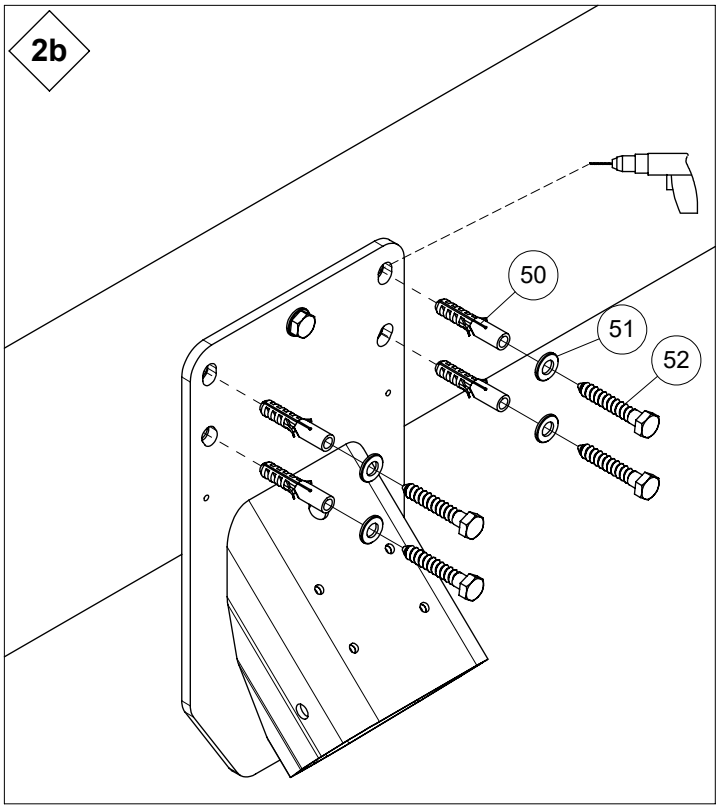
2b
50
51
52

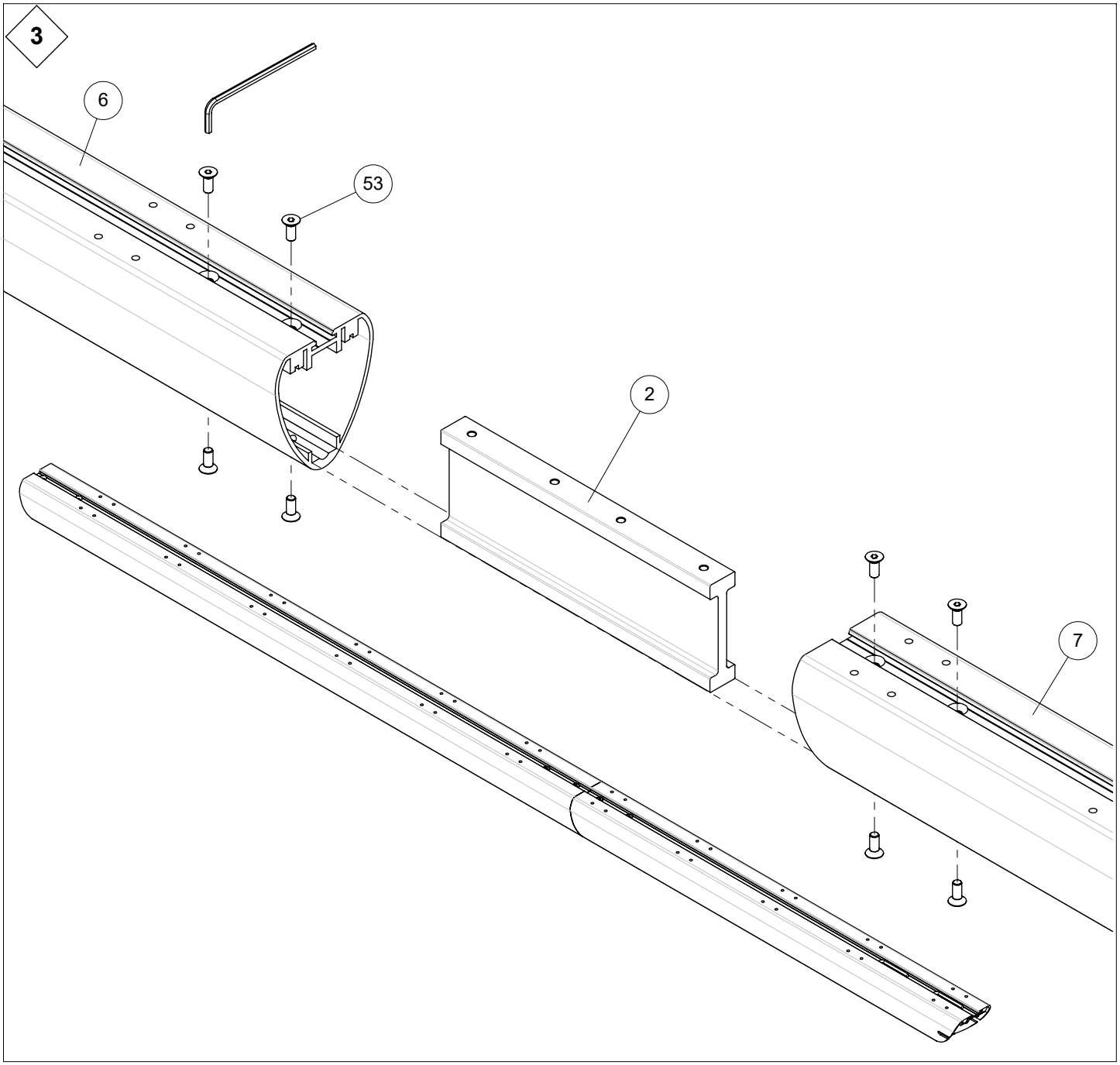
3
6
53
2
7

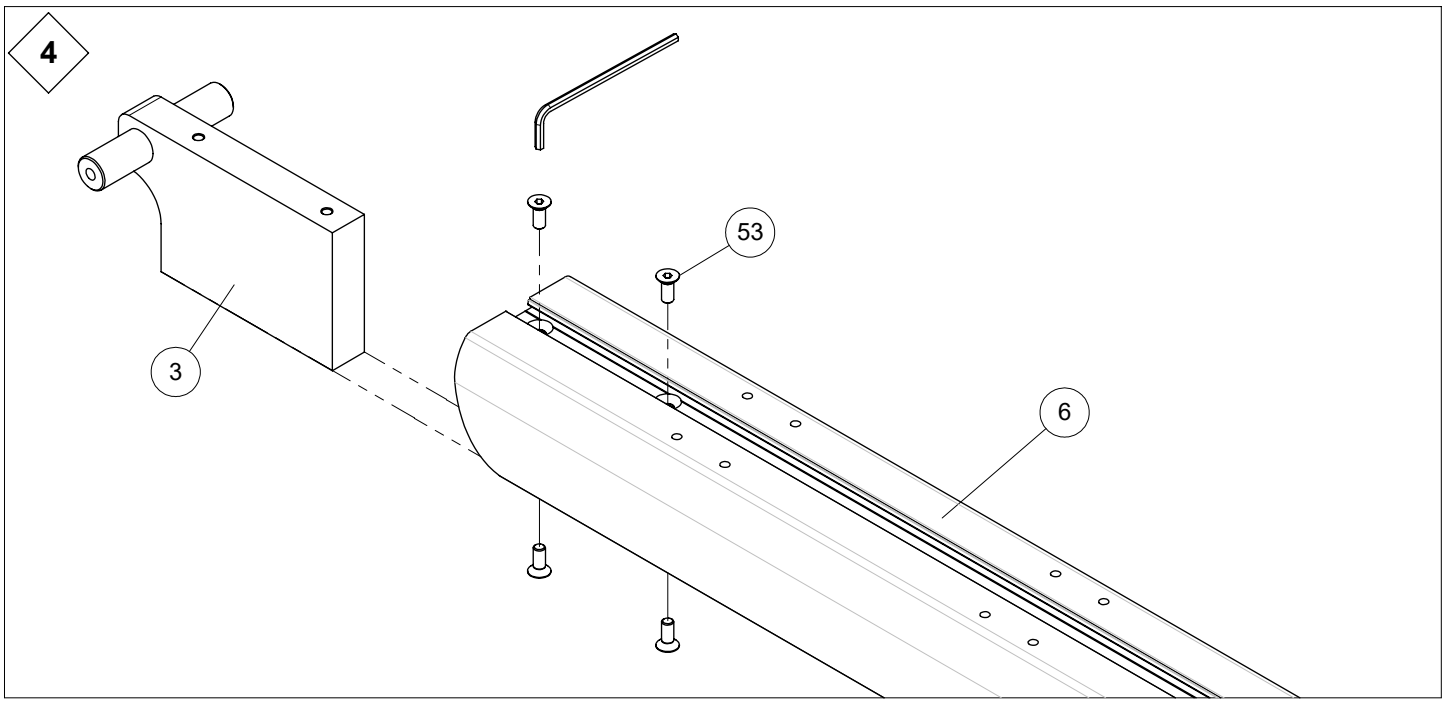
4
53
3
6

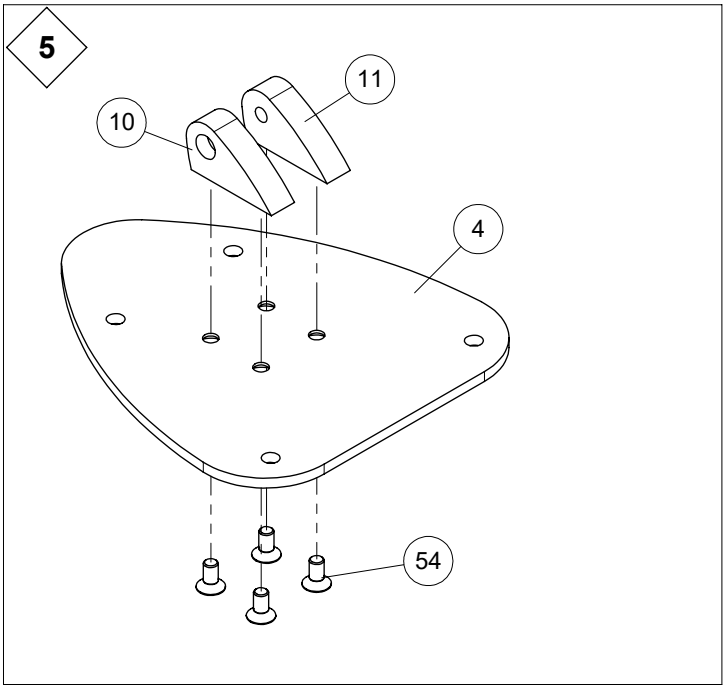
5
10
11
4
54

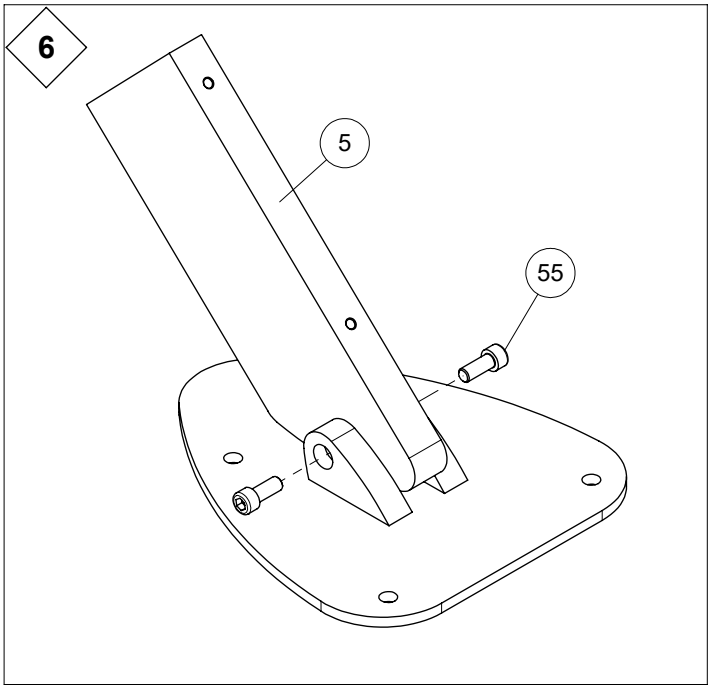
6
5
55

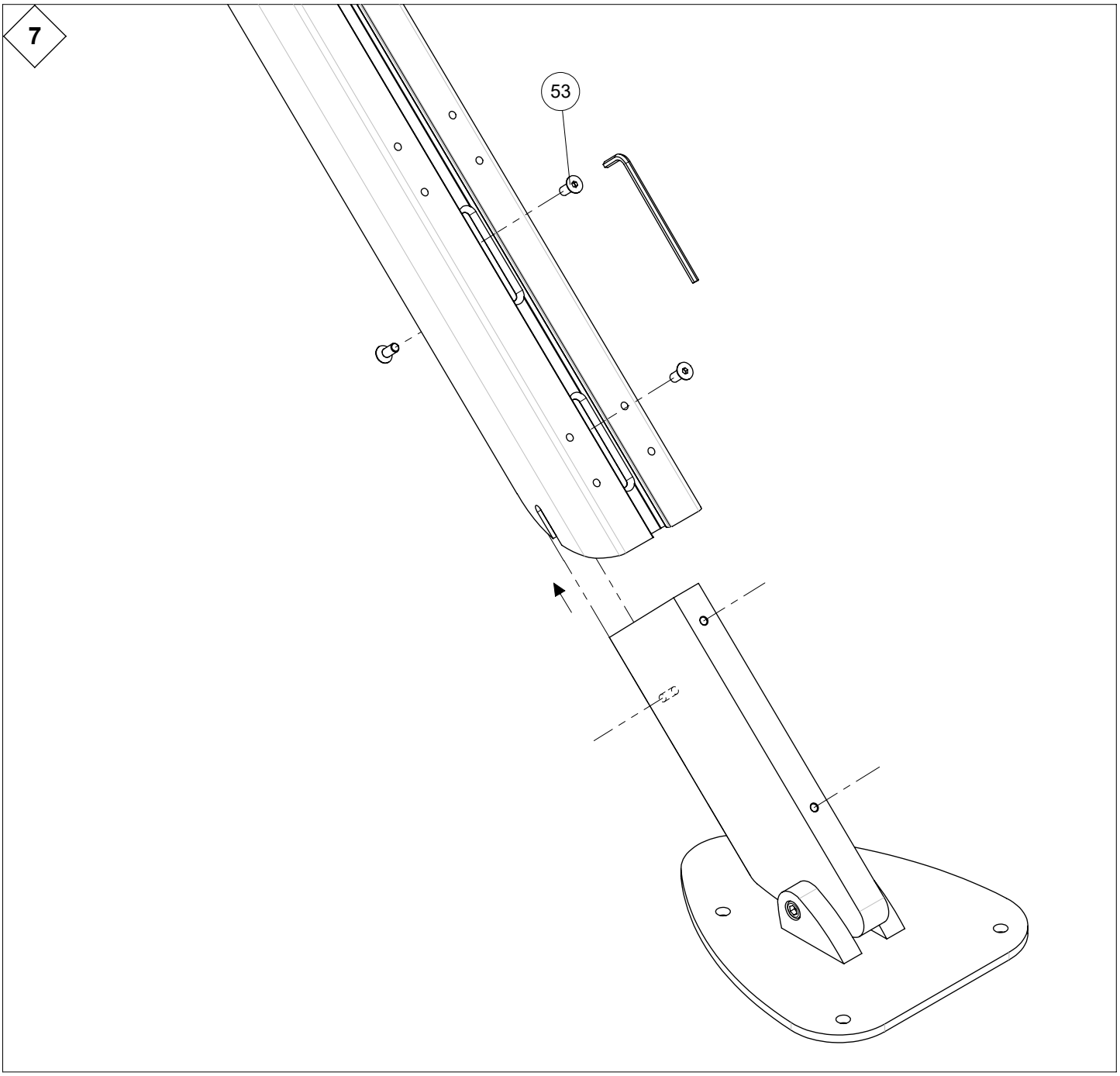
7
53

LED kit 8 11

8 OPTION **LED kit**

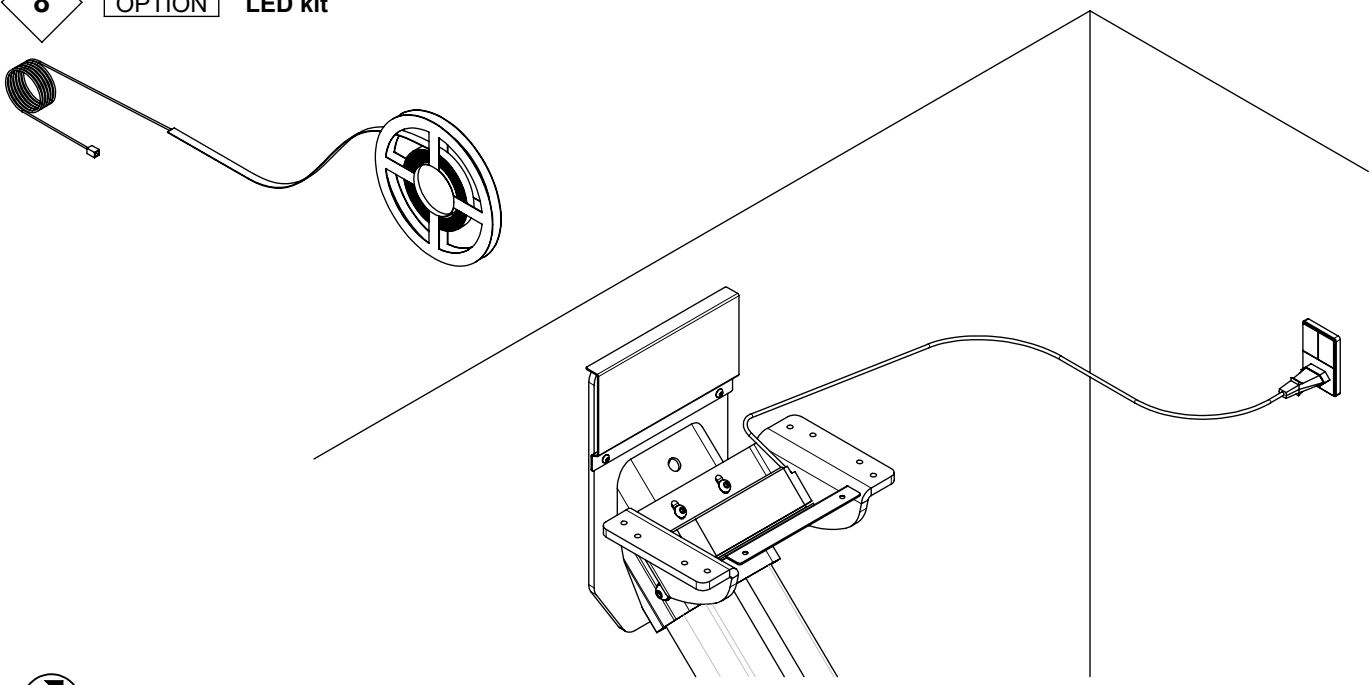

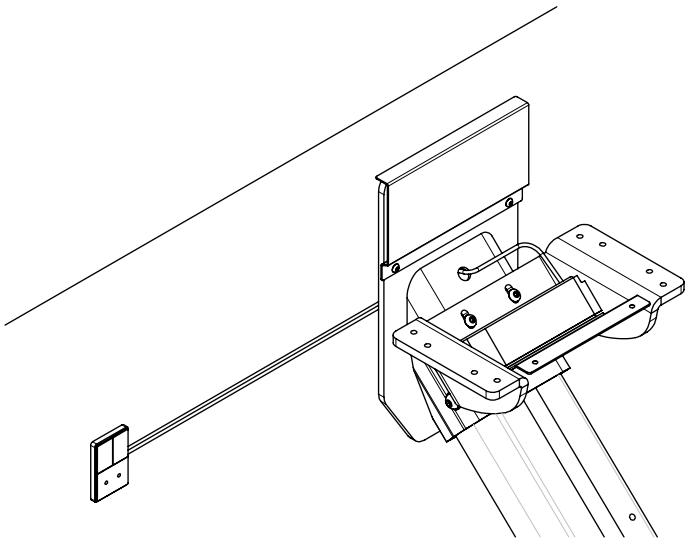

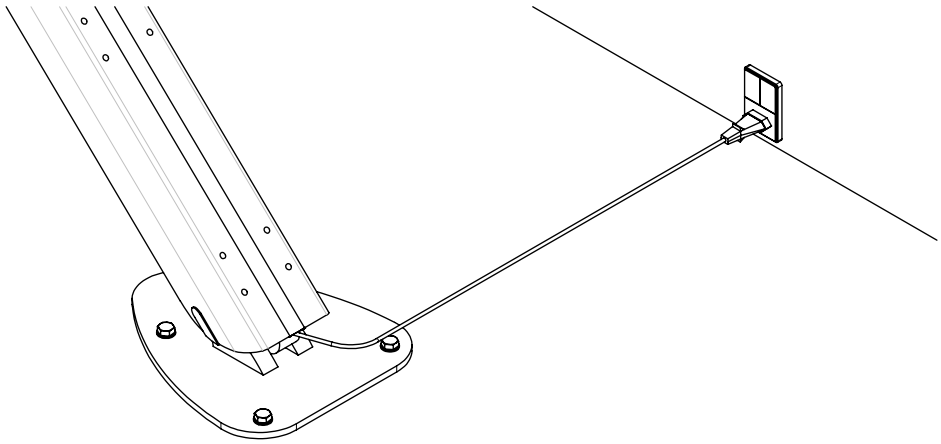

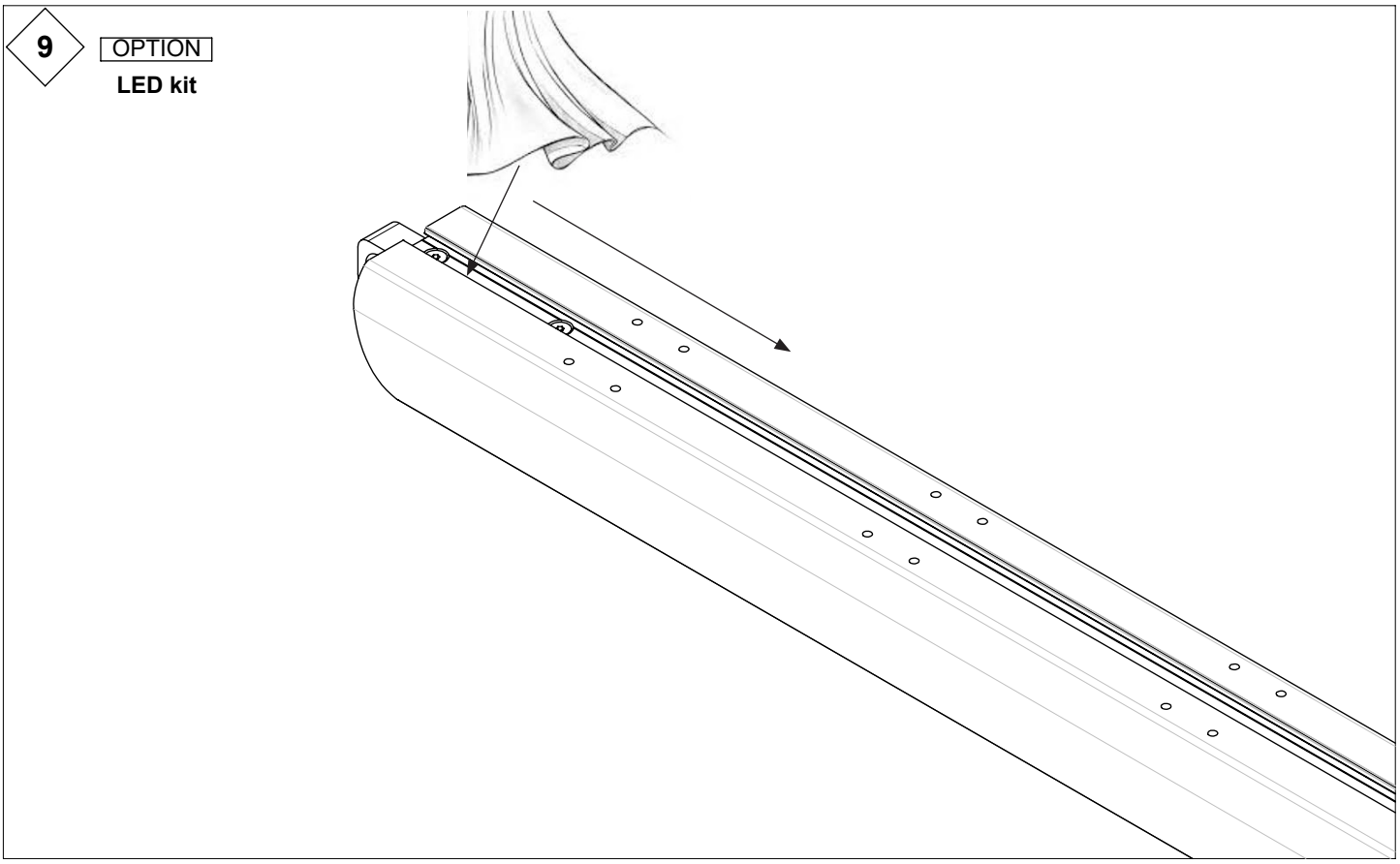
9
OPTION
LED kit

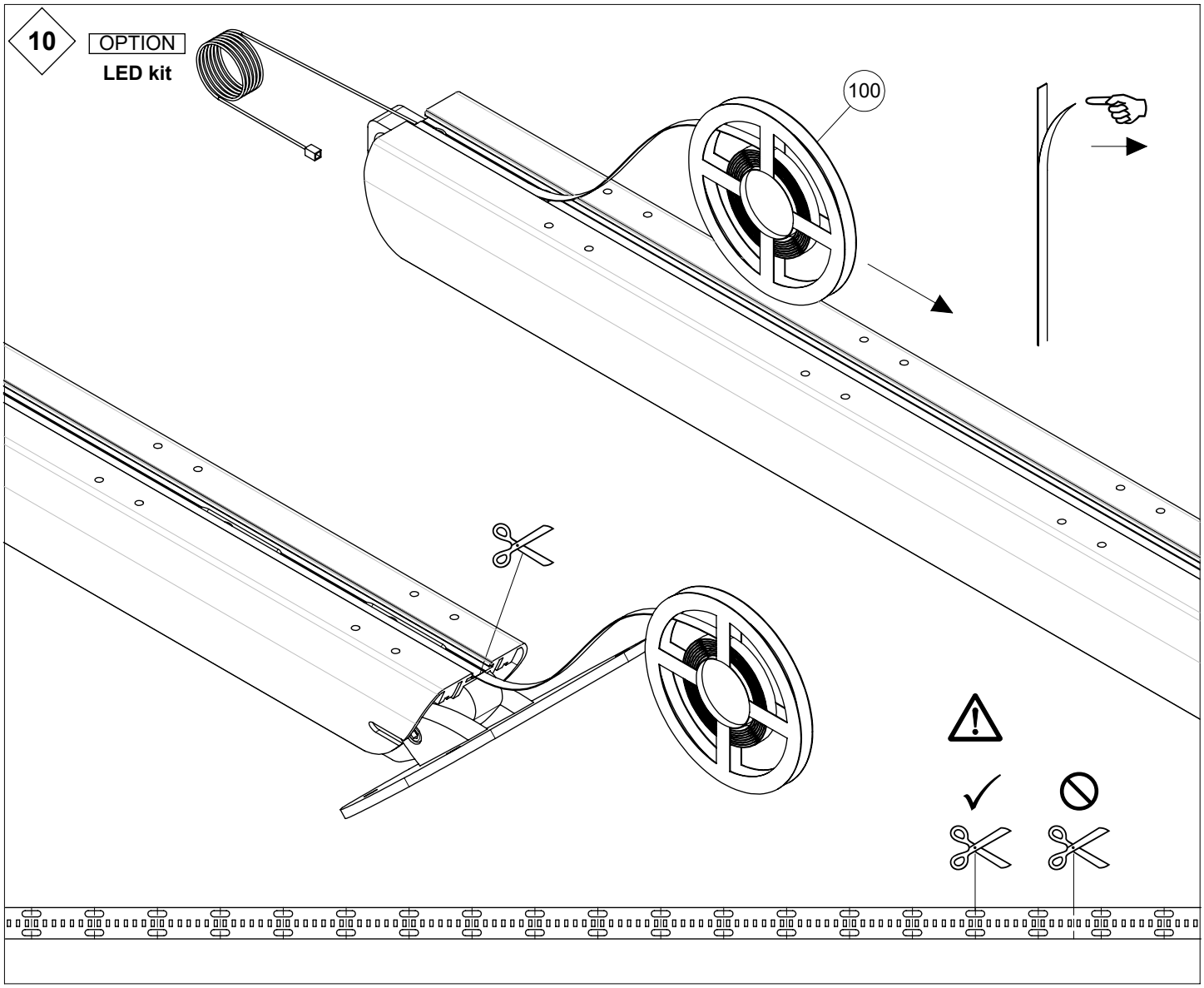
10
OPTION
LED kit
100

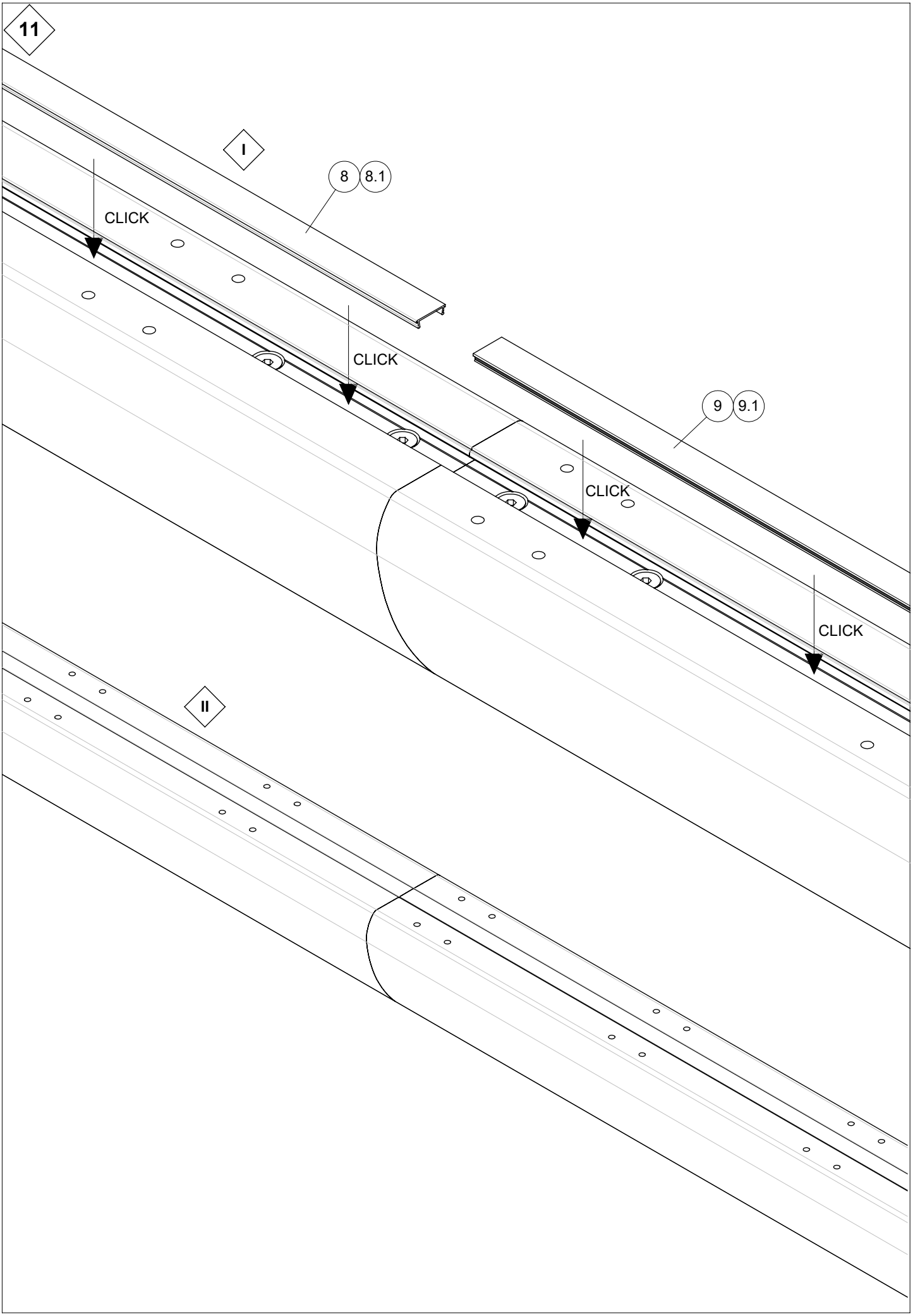
11
I
8
8.1
CLICK
CLICK
9
9.1
CLICK
CLICK
II

12

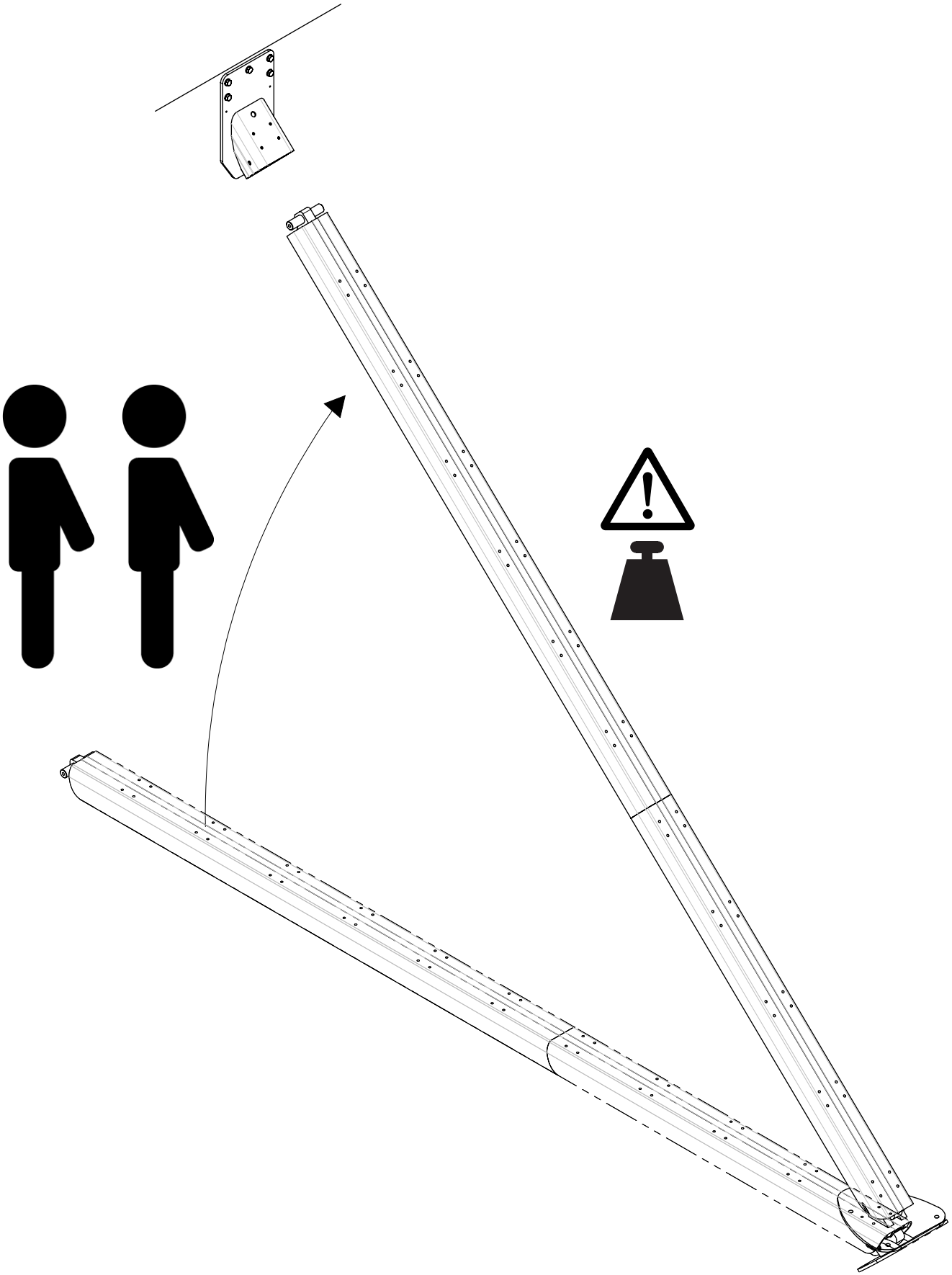

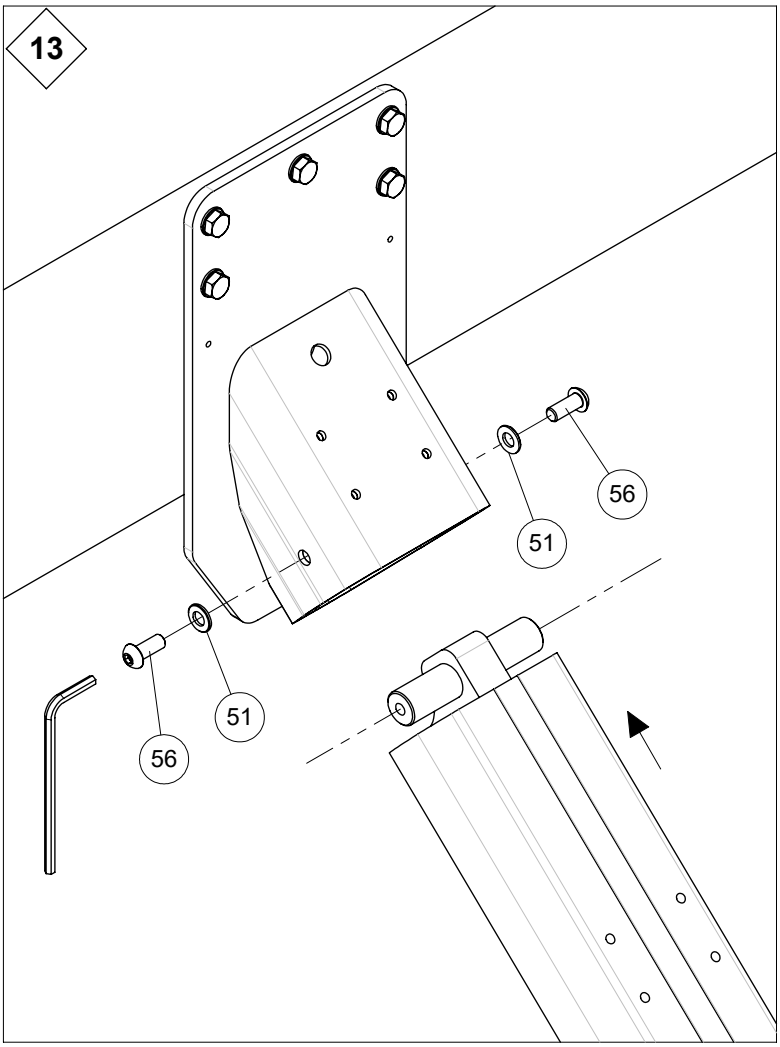
13
56
51
51
56

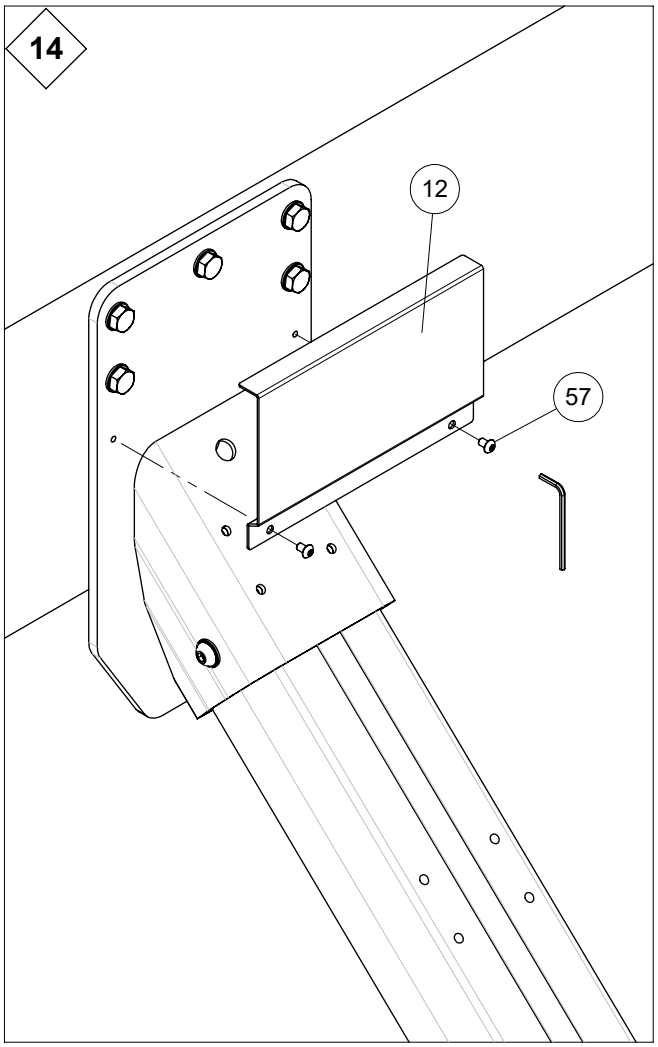
14
12
57

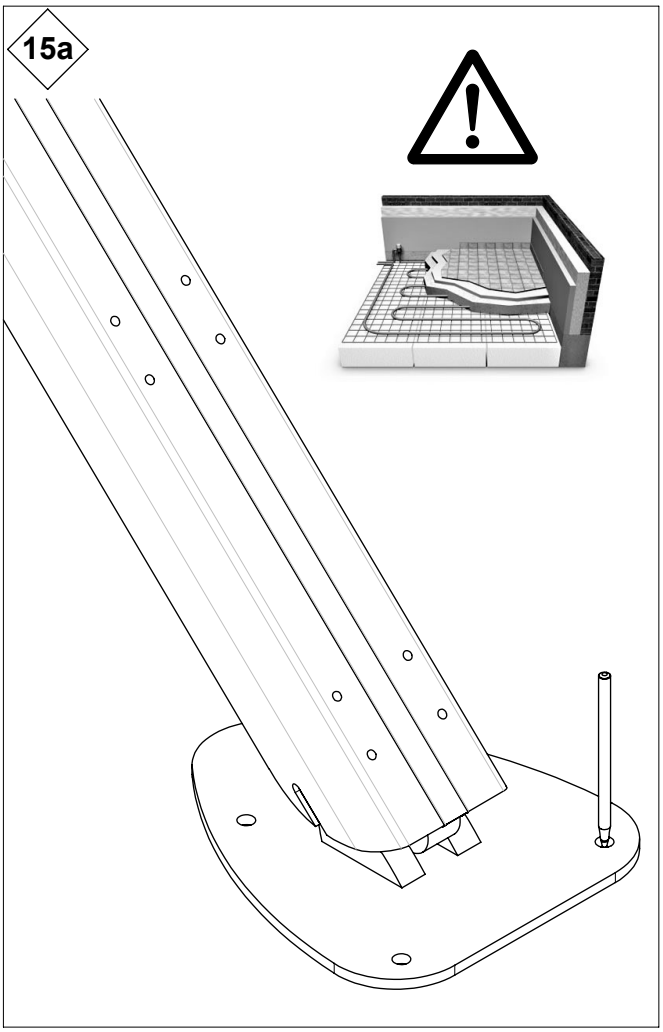
15a

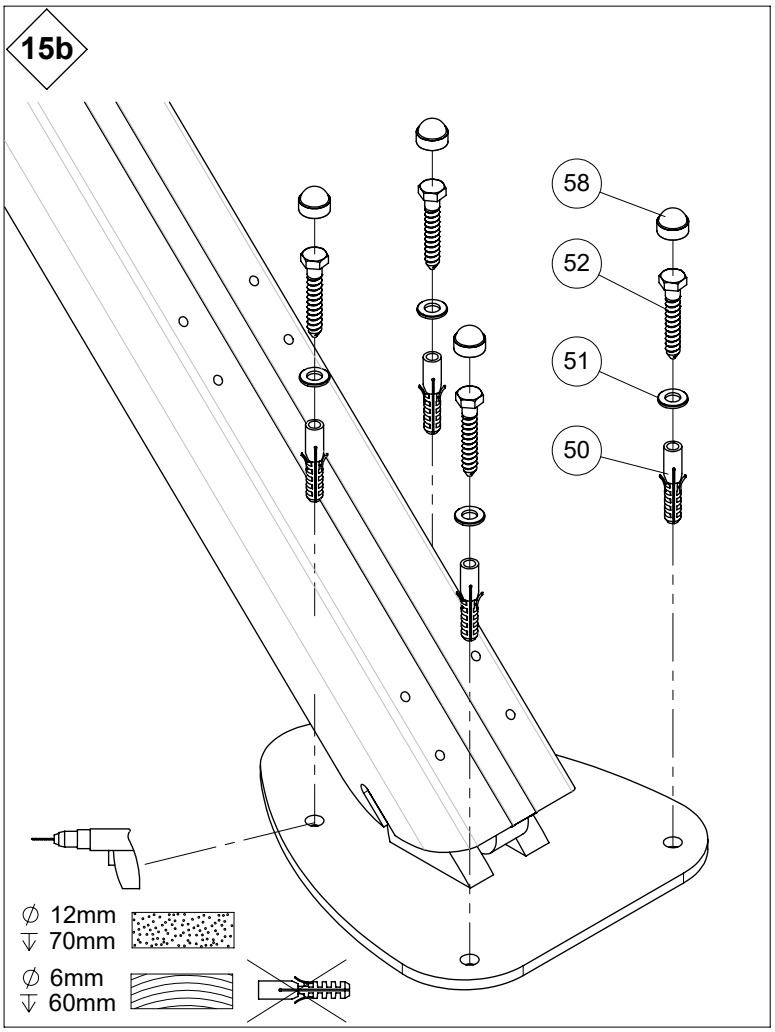
15b
58
52
51
50
∅ 12mm
↓ 70mm
∅ 6mm
↓ 60mm

16

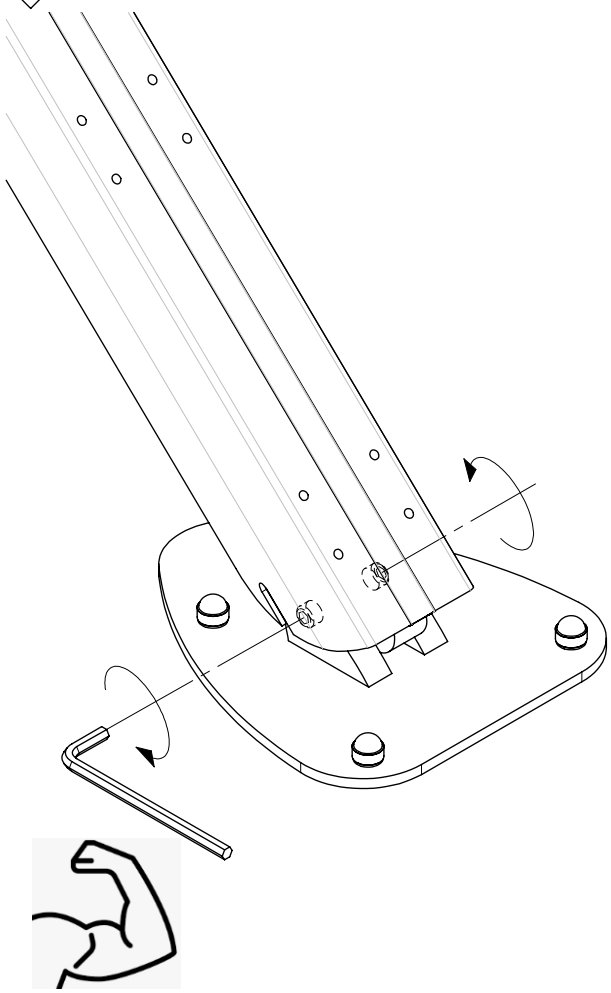

17

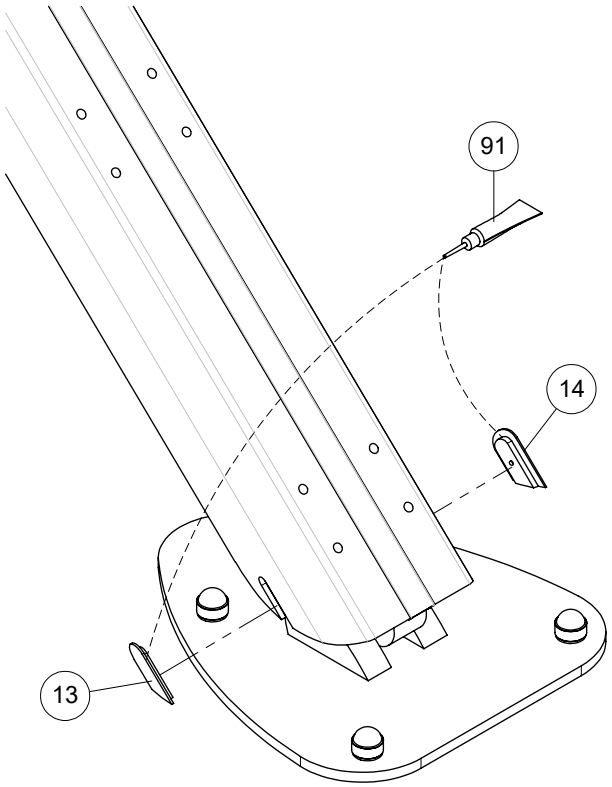

18

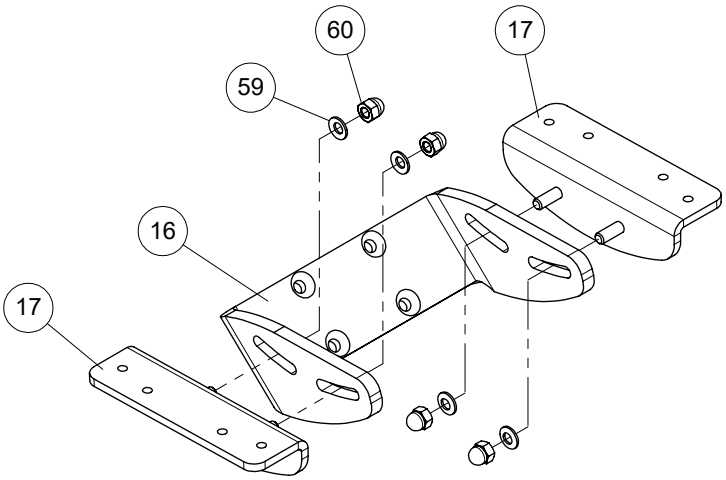

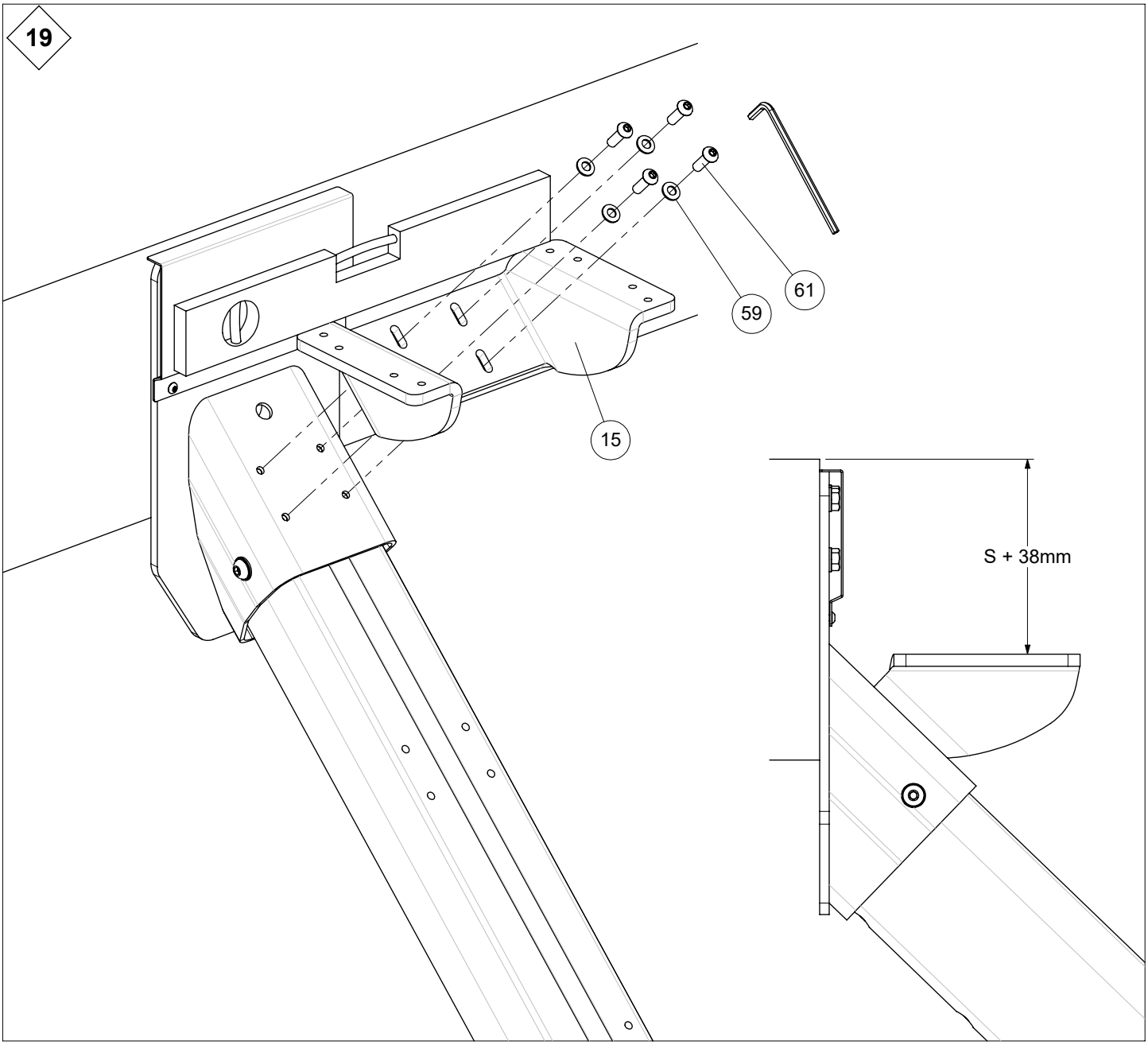
19
61
59
15
S + 38mm

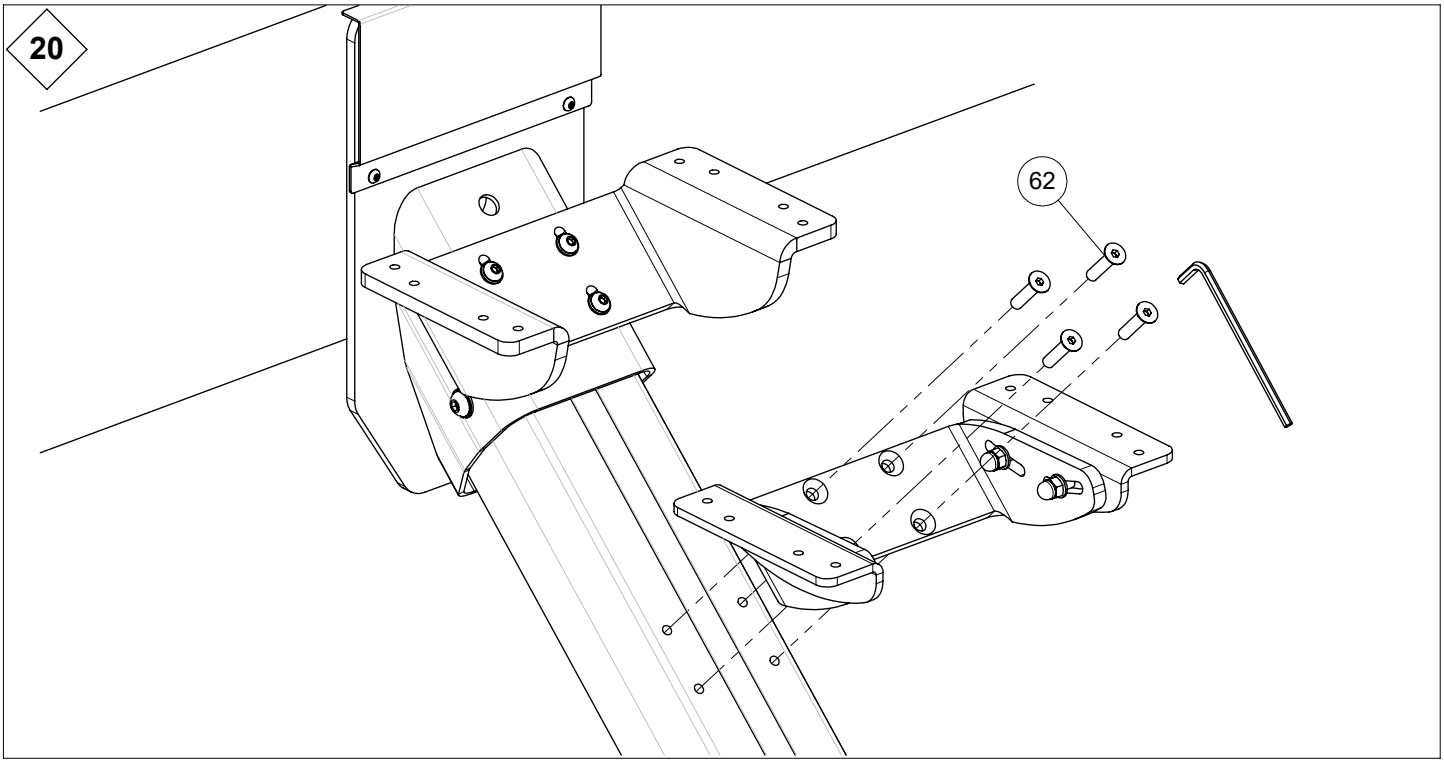
20
62

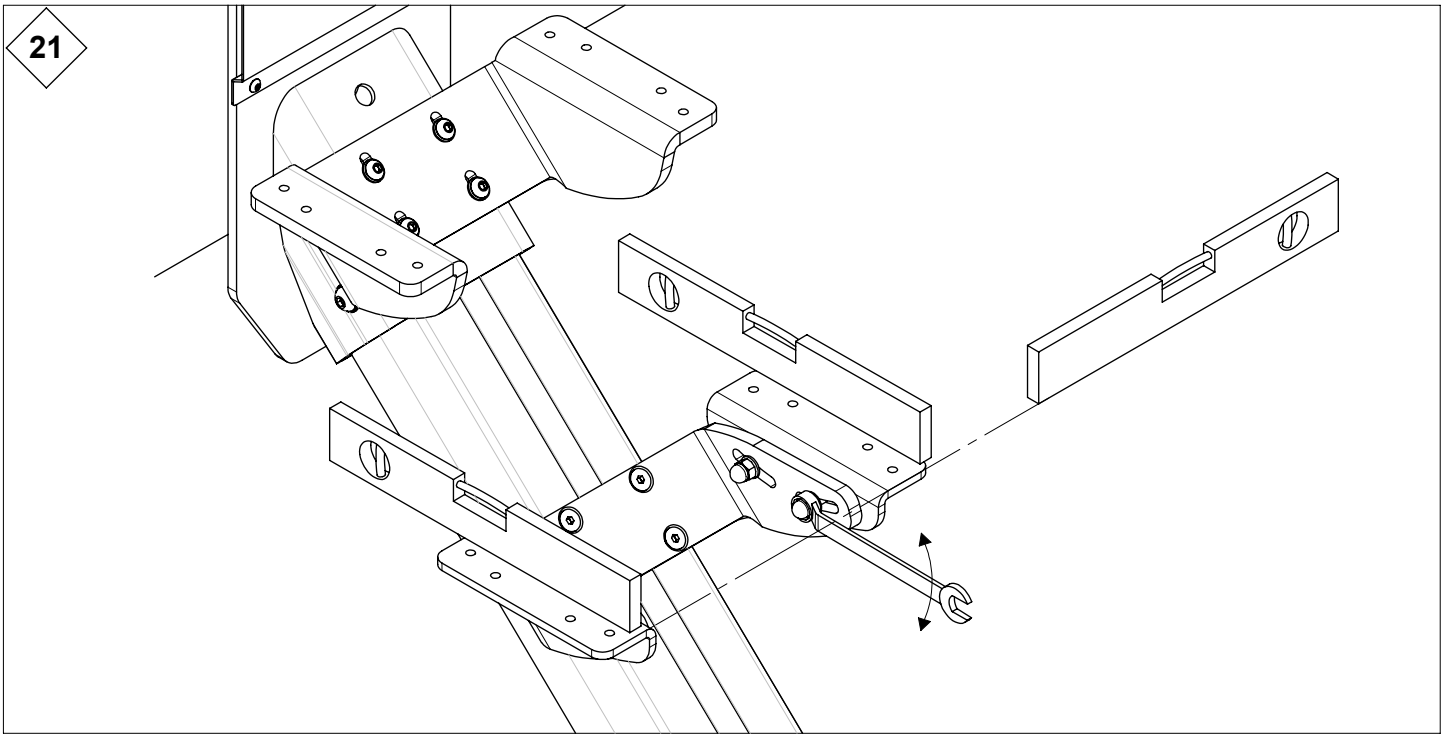
21

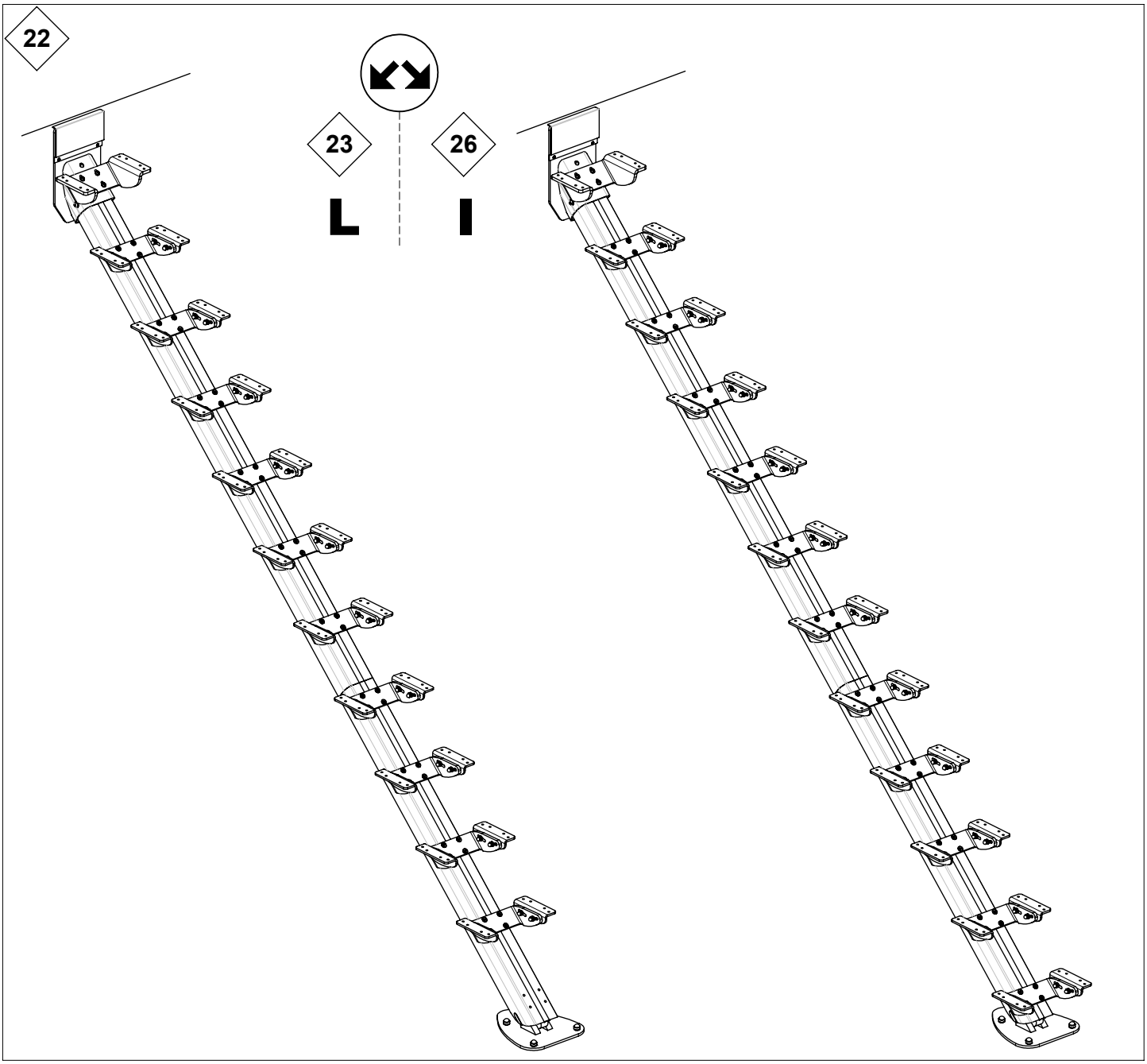
22
23
26
L
I

L

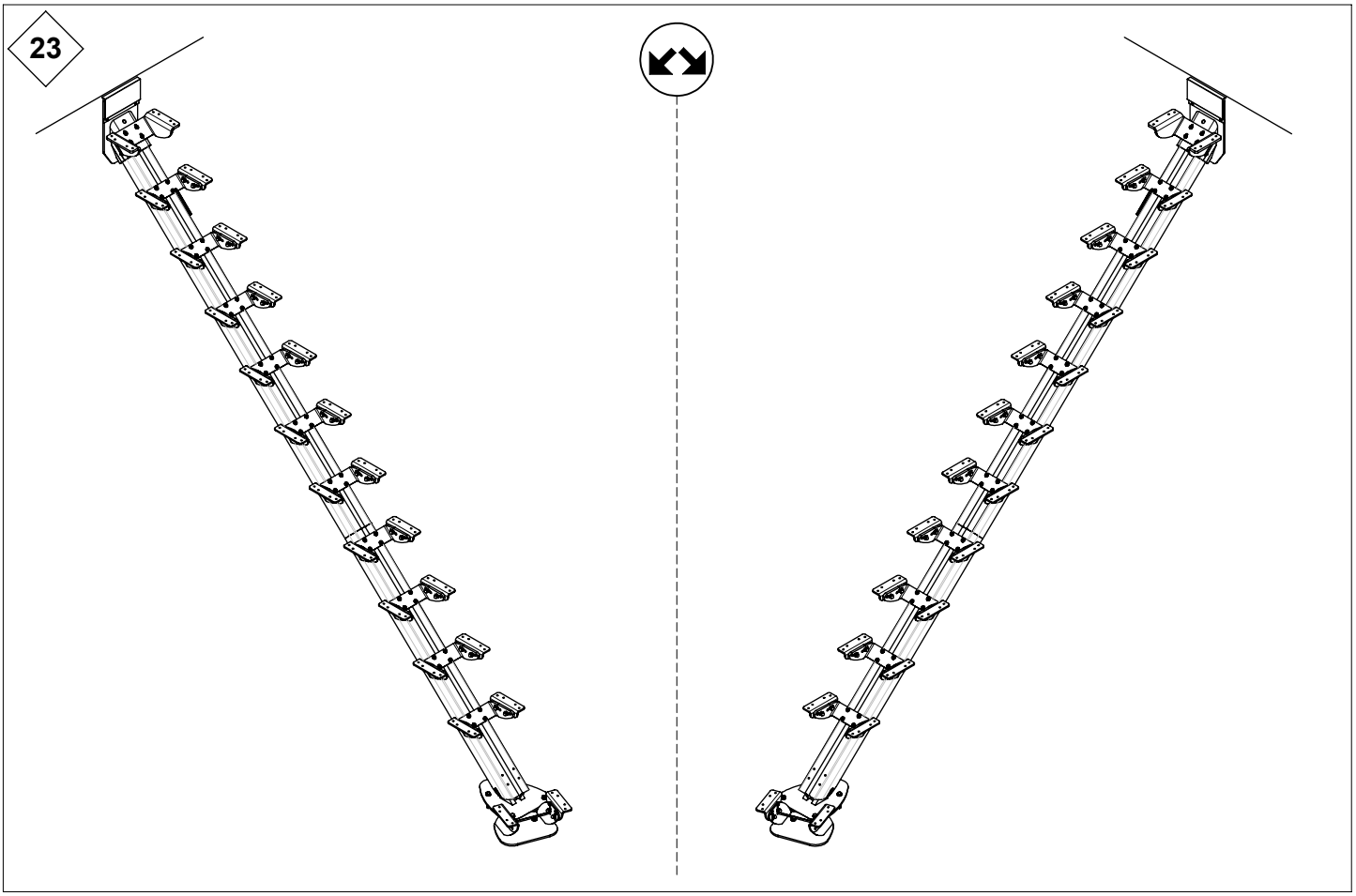

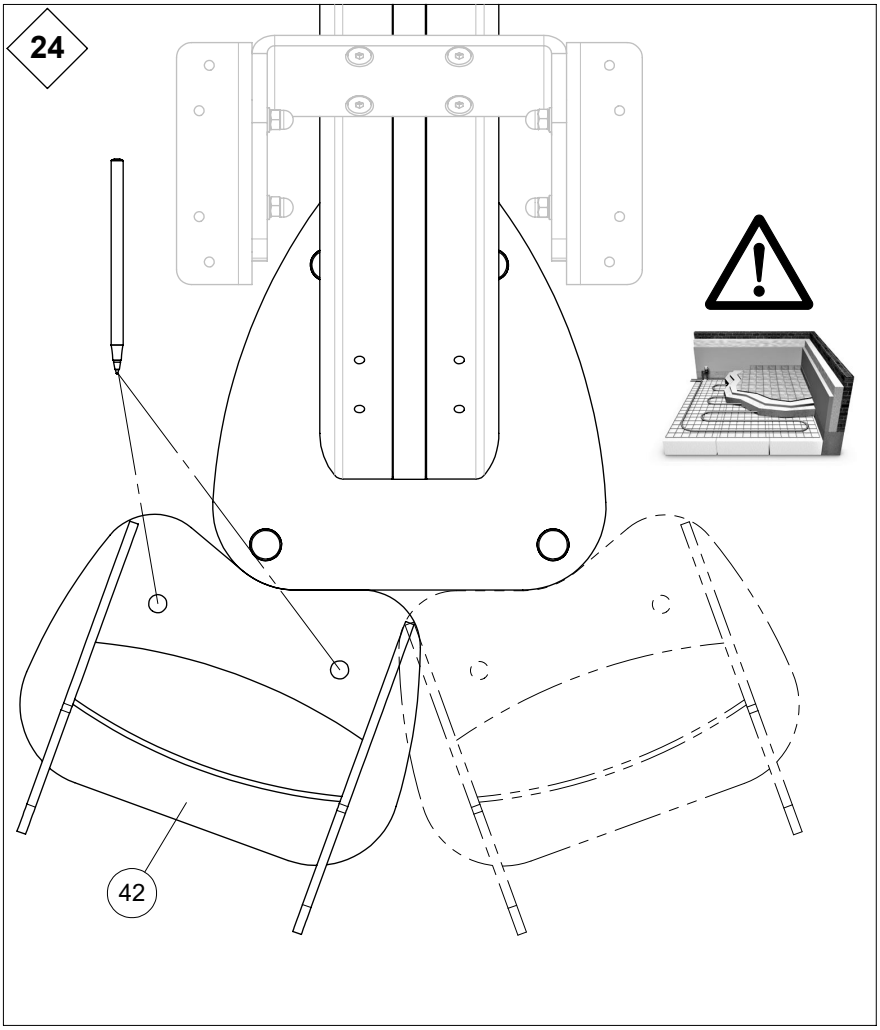

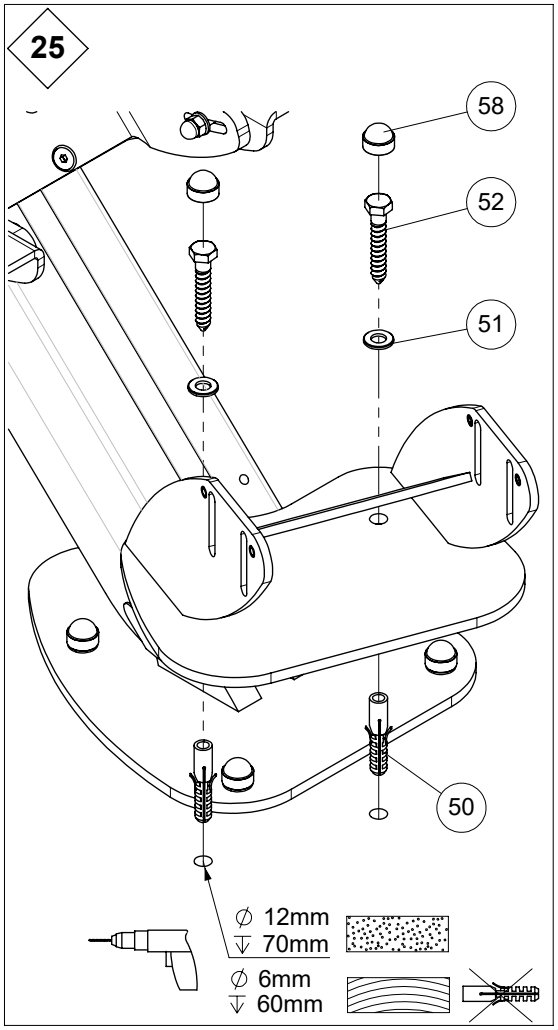

26

G mm	X mm
221	200
217	205
212	210
207	216
203	221
197	230
192	230
186	230
180	230

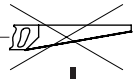

28a

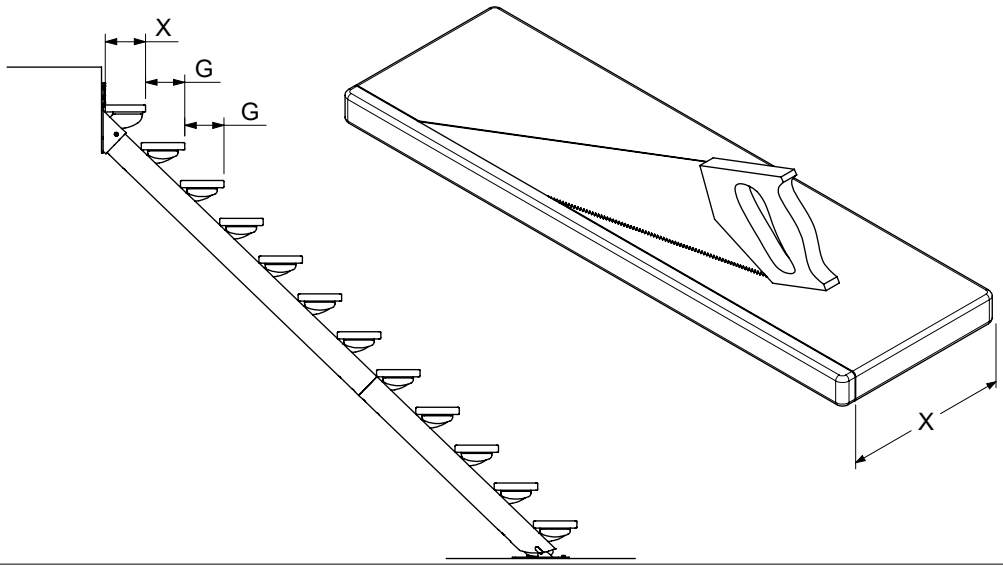

27

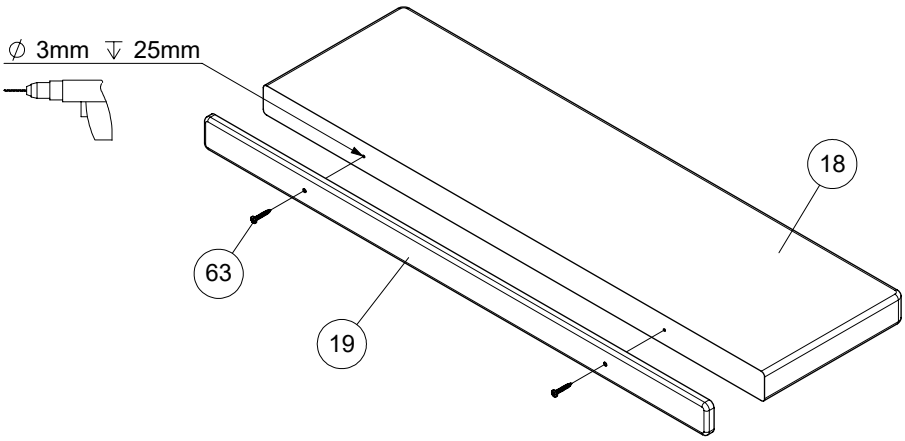

28a

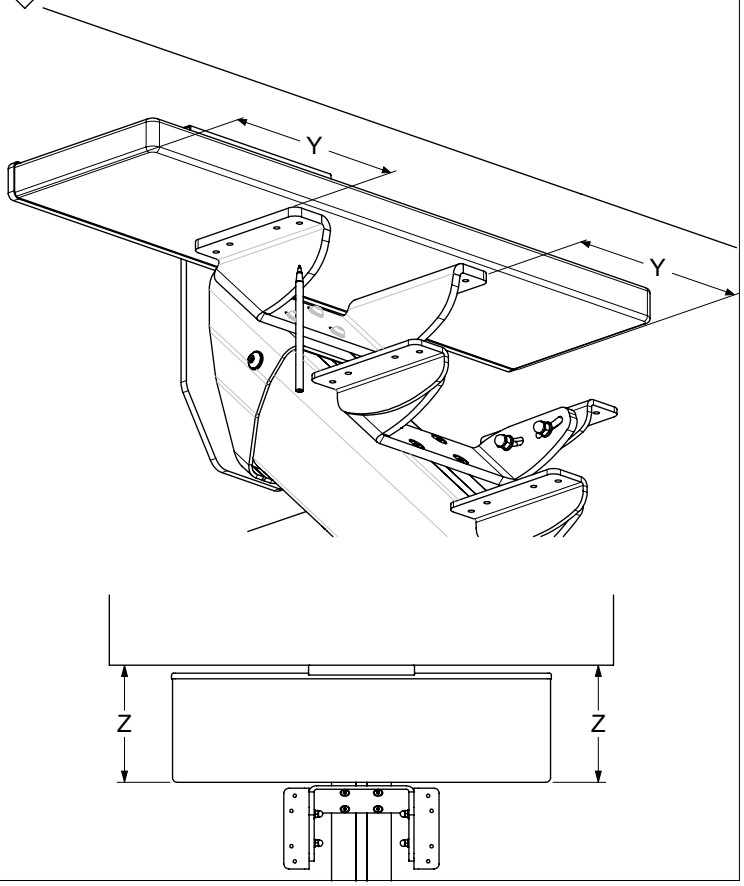

28b

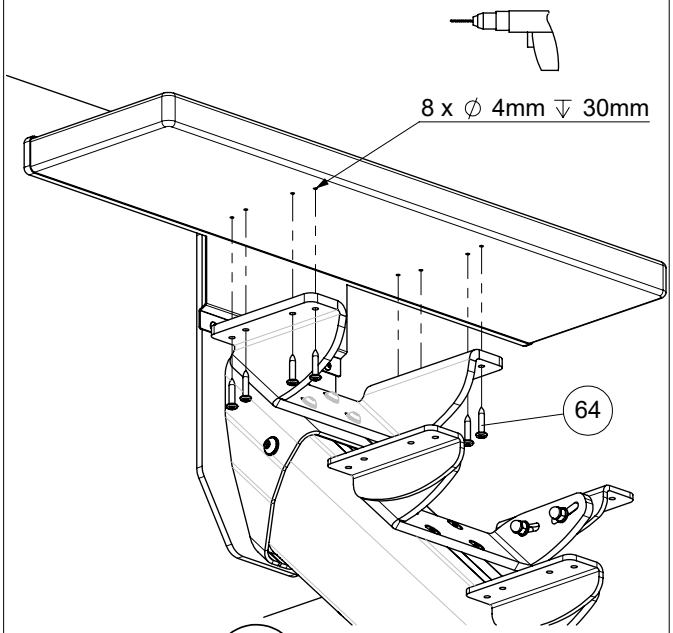

LED kit 29 33

29 OPTION LED kit

UK: RF Single Color Remote Controller
DE: RF Fernbedienung einfarbig
FR: Télécommande RF couleur unique
NL: RF-afstandsbediening met enkele kleur
PL: Pilot zdalnego sterowania do oświetlenia LED
DK: RF Enkelt farve fjernbetjening

UK: Important: Read All Instructions Prior to Installation
DE: Wichtig: Lesen Sie VOR dem Einbau die gesamte Bedienungsanleitung einmal durch!
FR: Important : Lire toutes les instructions avant installation
NL: Belangrijk: Lees alle instructies vóór installatie
PL: UWAGA! Przed montażem należy zapoznać się z całą instrukcją
DK: VIGTIGT: Læs instruktionerne før installation

UK: Funtion introduction
DE: Erklärung Bedienung
FR: Fonctions d'introduction
NL: Inleidende functies
PL: Funkcje - wprowadzenie
DK: Anvendelse

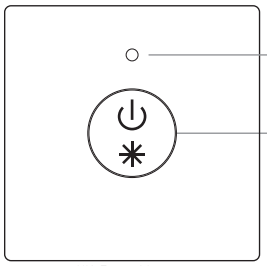

UK: LED indicator
DE: LED Anzeige
FR: Indicateur LED
NL: LED-indicator
PL: Wskaźnik LED
DK: LED indikator

UK: Click to turn on/off. Press and hold down to increase/decrease light intensity
DE: Drücken zum Ein- und Ausschalten. Gedrückt halten, um die Helligkeit zu erhöhen oder zu verringern.
FR: Cliquez pour allumer/éteindre. Maintenez le bouton enfoncé pour augmenter/diminuer l'intensité lumineuse.
NL: Klik om aan/uit te zetten. Houd de knop ingedrukt om de lichtintensiteit te verhogen/verlagen.
PL: Naciśnij, aby włączyć/wyłączyć oświetlenie LED. Naciśnij i przytrzymaj, aby zwiększyć/zmiejszyć intensywność oświetlenia
DK: Klik på tænd/sluk knappen. Klik og hold knappen nede for at justere lysstyrken.

UK: Front side
DE: Vorderseite
FR: Face avant
NL: Voorkant
PL: Przednia strona
DK: Forside

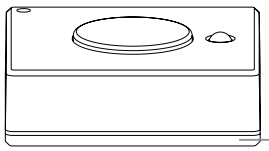

UK: If the remote is out of power, you can open the back cover and replace the battery (CR2025)
DE: Wenn die Batterie der Fernbedienung leer ist, öffnen Sie die Rückseite und legen Sie neue Batterien ein (CR2025).
FR: Si la télécommande n'est pas alimentée, vous pouvez ouvrir le couvercle arrière et remplacer la pile (CR2025).
NL: Als de afstandsbediening geen stroom krijgt, kunt u de achterklep openen en de batterij (CR2025) vervangen.
PL: W przypadku, kiedy pilot nie reaguje, otwórz tylną pokrywę i wymień baterię (CR2025)
DK: Hvis fjernbetjeningen er tør for strøm, kan bagklappen åbnes til skift af batteri (CR2025)

UK: Operation
DE: Bedienung
FR: Fonctionnement
NL: Bediening
PL: Działanie
DK: Anvendelse

1. UK: Pair with RF receivers
   DE: Verbinden der Fernbedienung mit einem RF Empfänger
   FR: Appairage avec les récepteurs RF
   NL Koppelen met RF-ontvangers
   PL: Sparuj z odbiornikiem
   DK: Forbind med RF modtagere

   a) UK: Click "Learning Key"on RF receiver"
   DE: Drücken Sie "Learning Key" am RF Empfänger.
   FR: Cliquez sur "Learning Key" (clé d'apprentissage)sur le récepteur RF
   NL Klik op "Learning Key" op de RF-ontvanger
   PL: Zaciśnij "Learning Key" na odbiorniku
   DK: "Klik "Learning Key" på RF modtageren"

   b) UK: Click the on/off button on RF remote"
   DE: Drücken Sie den on/off Knopf auf der RF Fernbedienung.
   FR: Cliquez sur le bouton marche/arrêt sur la télécommande RF
   NL Klik op de aan/uit-knop van de RF-afstandsbediening
   PL Nacisnij przycisk ON/OFF na pilocie
   DK: Klik på tænd/sluk knap på RF fjernbetjeningen

   c) UK: LED lights connected with the RF receiver will flicker once
   DE: Das LED Licht, das mit dem RF Empfänger verbunden ist, flackert dann einmal kurz auf.
   FR: Les voyants lumineux connectés au récepteur RF clignotent une fois.
   NL De LED verlichting die geconnecteerd zijn met de RF ontvanger zullen éénmalig oplichten.
   PL Po podłączeniu diody LED zamigotają raz
   DK: LED lys forbundet med RF modtageren

   d) UK: The receiver is paired with remote successfully."
   DE: Danach ist der Empfänger erfolgreich mit der Fernbedienung verbunden.
   FR: Le récepteur est appairé avec succès télécommande avec succès.
   NL De ontvanger is succesvol gekoppeld met de afstandsbediening.
   PL: Odbiornik został połączony z pilotem
   DK: Modtageren er nu succesfuldt forbindet med fjernbetjeningen.

2. UK: How to delete the pairing:
   DE: Verbindung zwischen RF Empfänger und Fernbedienung trennen:
   FR: Comment annuler l'appairage:
   NL Hoe de koppeling te annuleren:
   PL: Jak usunąć sparowanie
   DK: Sådan fjernes en forbindelse

   UK: Press and hold down "Learning Key" on the receiver for over 3 seconds until connected LED lights flicker twice, which means the pairing is deleted successfully."
   DE: Drücken Sie die Taste "Learning Key" am Empfänger und halten sie diese mehr als 3 Sekunden gedrückt bis das verbundene LED Licht 2x blinkt. Dann ist die Verbindung getrennt.
   FR: Appuyez sur la touche ""Learning Key"" (clé d'apprentissage) du récepteur et maintenez-la enfoncée pendant plus de 3 secondes jusqu'à ce que les voyants LED connectés clignotent deux fois, ce qui signifie que l'appairage est annulé avec succès."
   NL Houd de "Learning Key" knop op de ontvanger langer dan 3 seconden ingedrukt totdat de aangesloten LED's twee keer knipperen, Dit betekent dat de koppeling met succes is geannuleerd."
   PL: Naciśnij i przytrzymaj "Learning Key" na odbiorniku przez ponad 3 sekundy, aż połączone diody LED zamigają dwa razy.
   DK: "Klik og hold knappen "Learning Key" på modtageren i mere end 3 sekunder indtil det forbundet LED lys blinker to gange, hvilket betyder at afbrydelsen nu er gennemført."

09.2807S.04134

UK: Product Data
DE: Produktdaten
FR: Données relatives au produit
NL: Productgegevens
PL: Dane produktu
DK: Produktinfo

UK: Output DE: Ausgabe FR: Tension de sortie NL Uitgang PL: Wyjście DK: Output	UK: RF signal DE: RF Signal FR: Signal RF NL RF-signaal PL: Sygnał radiowy DK: FR signal
UK: Operation Frequency DE: Betriebsfrequenz FR: Fréquence d'utilisation NL Gebruiksfrequentie PL: Częstotliwość DK: Driftsfrekvens	868/915/434MHz
UK: Power Supply DE: Stromversorgung FR: Alimentation éléctrique NL Stroomvoorziening PL: Zasilanie DK: Strømforsyning	UK: 3V(CR2025 battery) DE: 3V(CR2025 Batterien) FR: 3V (batterie CR2025) NL 3V (CR2025-batterij) PL: 3V(bateria CR2025) DK: 3V(CR2025 batteri)
UK: Operating temperature DE: Betriebstemperatur FR: Plage de températures d'utilisation NL Werkende temperatuurwaaier PL: Temperatura pracy DK: Driftstemperatur	0-40°C
UK: Relative humidity DE: Relative Luftfeuchtigkeit FR: Humidité relative NL Relatieve vochtigheid PL: Wilgotność DK: Relativ fugtighed	8% - 80%
UK: Dimensions DE: Maße FR: Dimensions NL Afmetingen PL: Wymiary DK: Dimensioner	32 x 32 x 9.8 mm

UK: Control 1 zone
DE: Für 1 Kontrollzone
FR: Zone de contrôle 1
NL Controle Zone 1
PL: Strefa kontroli 1
DK: Kontrolerer 1 zone

UK: Single color controller
DE: Einfarbige Fernbedienung
FR: Contrôleur couleur unique
NL Controller voor enkele kleur
PL: Pilot zdalnego sterowania do oświetlenia LED (1 kolor)
DK: Enkelt farve betjening

UK: Memory Function
DE: Memory Funktion
FR: Fonction mémoire
NL Opslag functie
PL: Funcja Zapamiętywania (Memory)
DK: Memory funktion

UK: Compatible with all universal series RF receivers
DE: Kompatibel mit allen RF Empfängern der Serie
FR: Compatible avec tous les récepteurs RF universels
NL Compatibel met alle universele RF-ontvangers
PL: Kompatybilne z uniwersalnymi odbiornikami radiowymi RF
DK: Kompatibel med alle universale RF modtagere

UK: 1 receiver can be paired by max 8 different remote controls
DE: Ein Empfänger kann mit maximal 8 anderen Fernbedienungen gekoppelt werden.
FR: 1 récepteur peut être appairé pour max 8 télécommandes différentes
NL 1 ontvanger kan gekoppeld worden met tot 8 verschillende afstandsbedieningen
PL: 1 odbiornik może być sparowany z max. 8 pilotami zdalnego sterowania
DK: 1 modtager kan forbindes til maks. 8 forskellige fjernbetjeninger

UK: Waterproof grade: IP20 not waterproof
DE: Grad der Wasserfestigkeit: IP20 Nicht wasserfest
FR: Degré d'étanchéité : IP20 non étanche
NL Waterdichtheidsgraad: IP20 niet waterproof
PL: Wodoodporność: IP 20 nie jest wodoodporny
DK: Vandtæt rating: IP20 ikke vandtæt

UK: Safety & Warnings
DE: Sicherheit und Warnhinweise
FR: Sécurité et mises en garde
NL Veiligheidsvoorschriften en waarschuwingen
PL: Bezpieczeństwo i ostrzeżenia
DK: Sikkerhed & Advarsel

UK: This device contains a button lithium battery that shall be stored and disposed properly.
DE: Dieses Gerät enthält eine Lithium-Knopfbatterie, die fachgerecht aufbewahrt und entsorgt werden muss.
FR: Cet appareil contient une pile bouton au lithium qui doit être stockée et recyclée conformément aux consignes.
NL Dit toestel bevat een lithium knoop celbatterij die volgens de instructies bewaard en gerecycleerd moeten worden.
PL: Urządzenia zawiera baterię litową, która powinna być przechowywana, a po wyczerpaniu oddana w wyznaczonym punkcie
DK: Denne enhed indeholder et lithiumbatteri som bør opbevares og bortskaffes korrekt.

UK: DO NOT expose the device to moisture.
DE: Setzen Sie das Gerät keiner Feuchtigkeit aus!
FR: NE PAS exposer l'appareil à l'humidité
NL Stel de unit NIET aan vocht bloot
PL: Nie narażać urządzenia na działanie wilgoci.
DK: Udsæt IKKE enheden for fugt

UK: Photo
DE: Foto
FR: Photo
NL Foto
PL: Zdjęcie
DK: Billede

Learning Key
UK: Pairing with RF remote control
DE: Taste "Learning Key"/Verbindung mit RF Fernbedienung
FR: Appairage avec la télécommande RF
NL Koppelen met de RF afstandsbediening
PL: Parowanie z pilotem
DK: Forbind med RF fjernbetjening

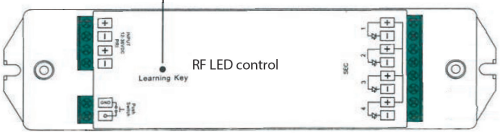

UK: Diagram
DE: Abbildung
FR: Schéma
NL Plan
PL: Diagram
DK: Diagram

30 OPTION LED kit

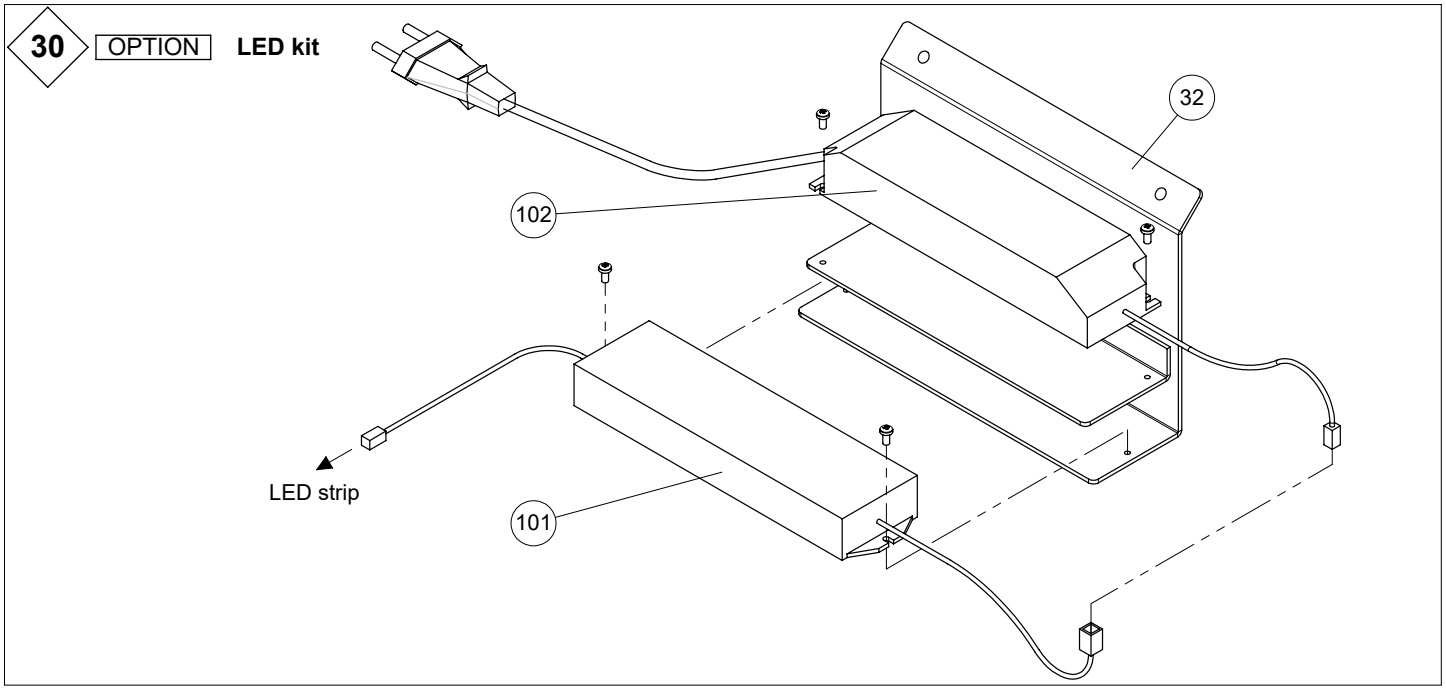

31 OPTION LED kit

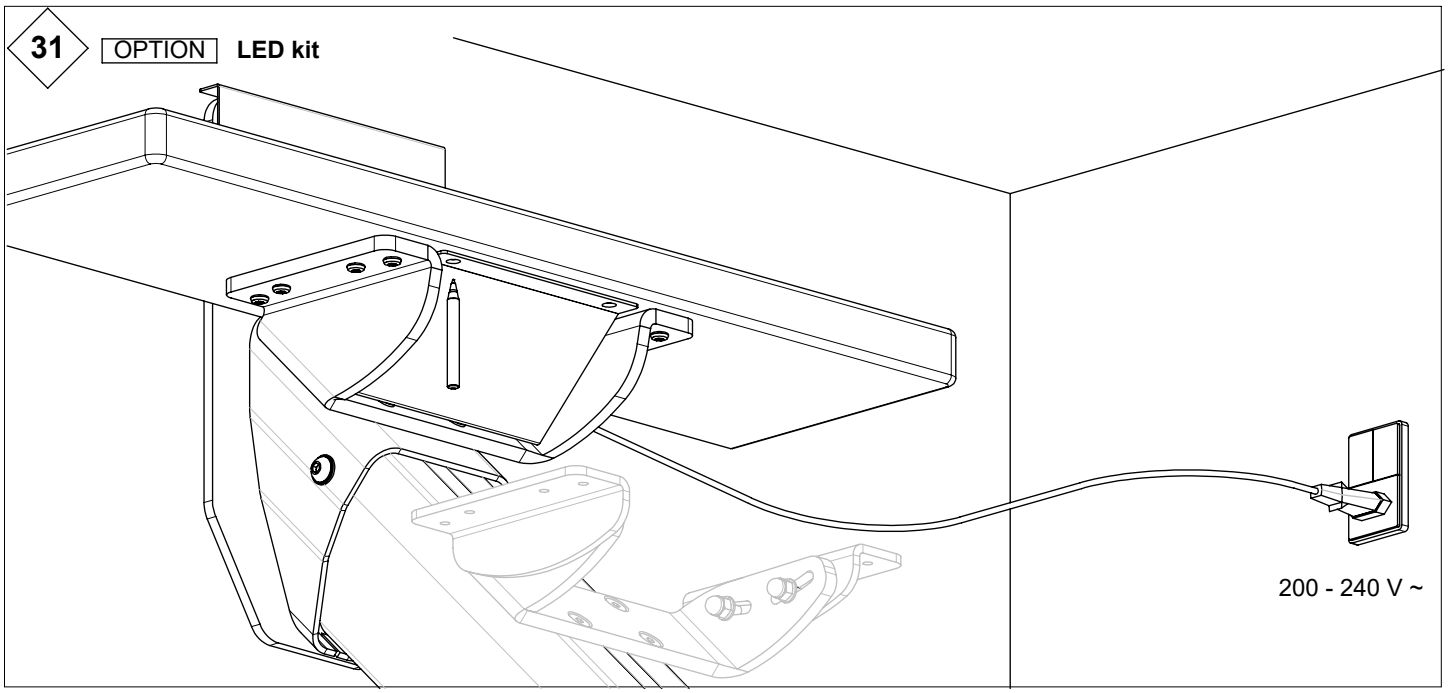

32 OPTION LED kit

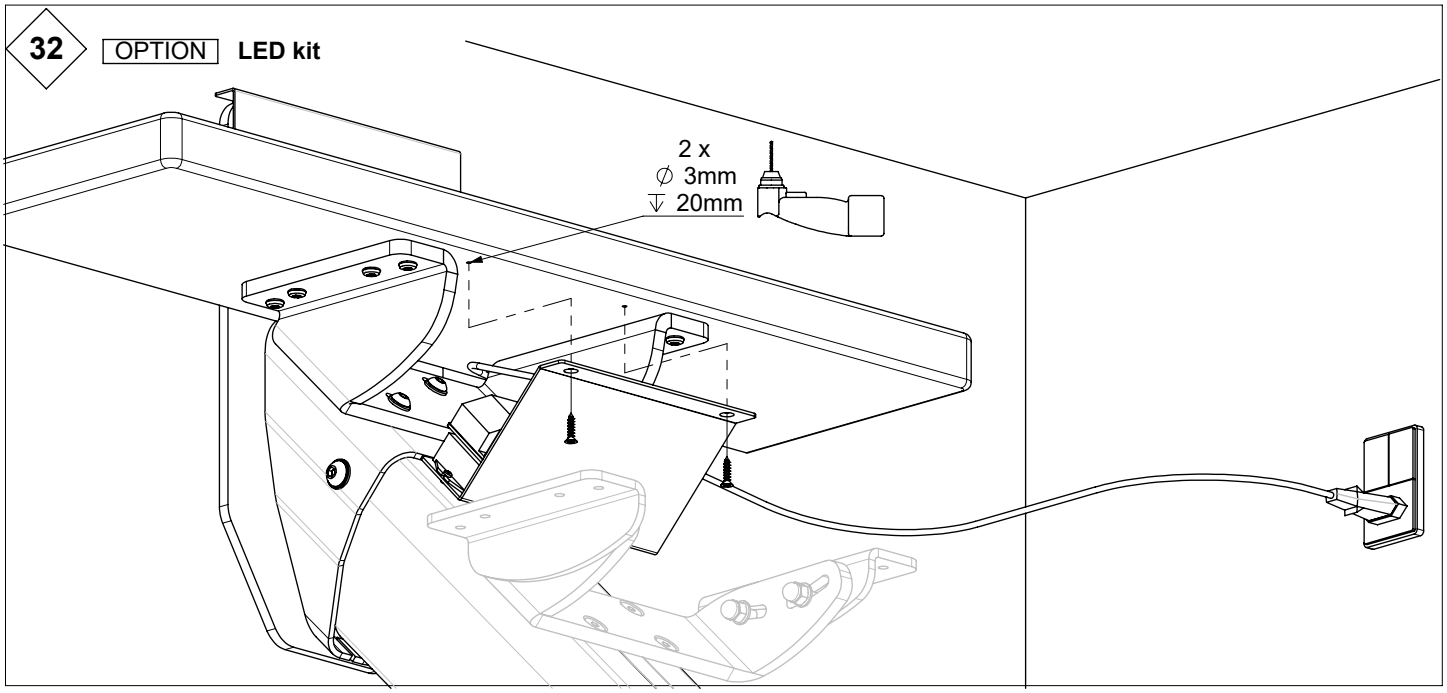

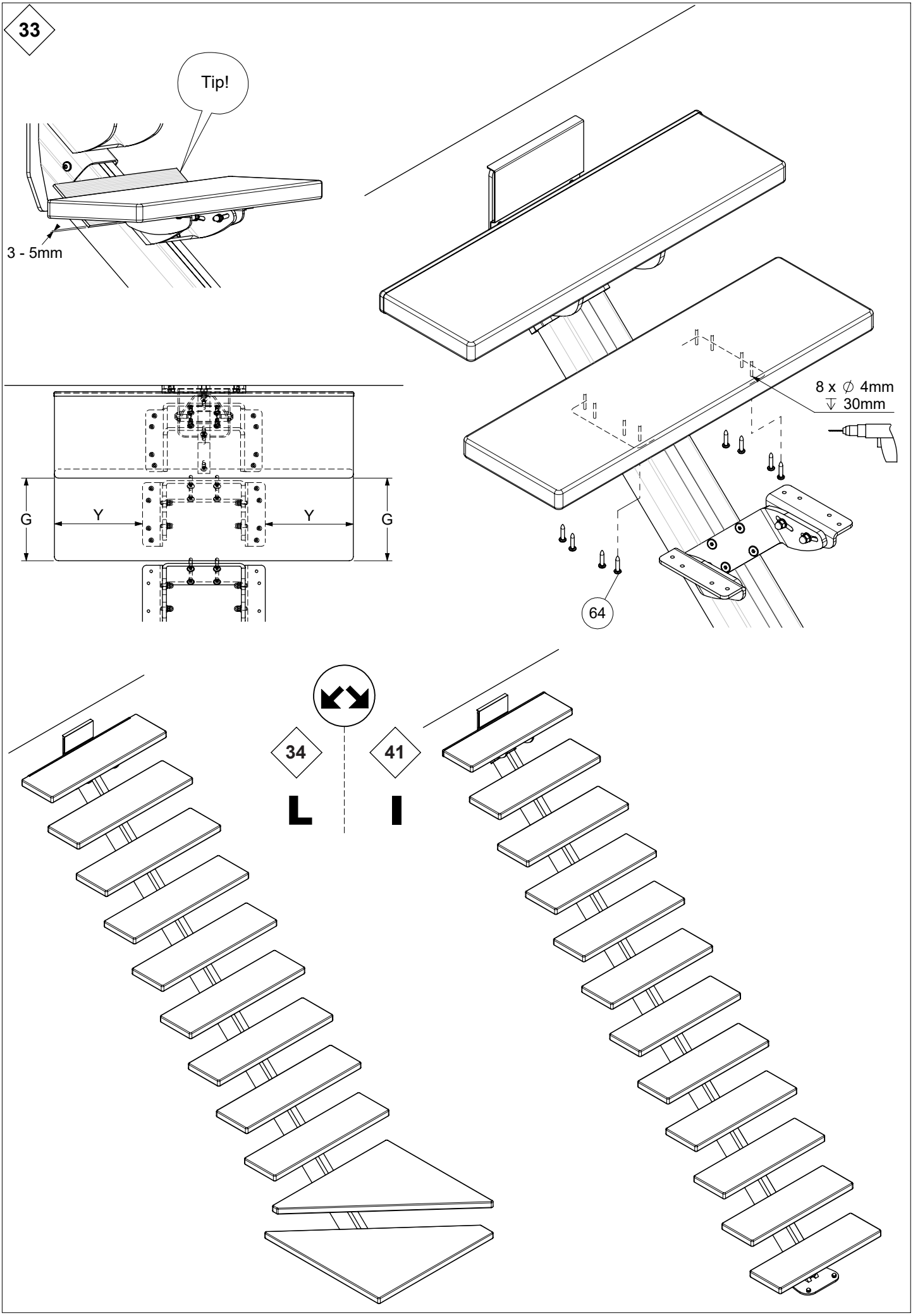
33
Tip!
3 - 5mm
8 x ∅ 4mm
⇓ 30mm
G
Y
Y
G
64
34
41
L
I

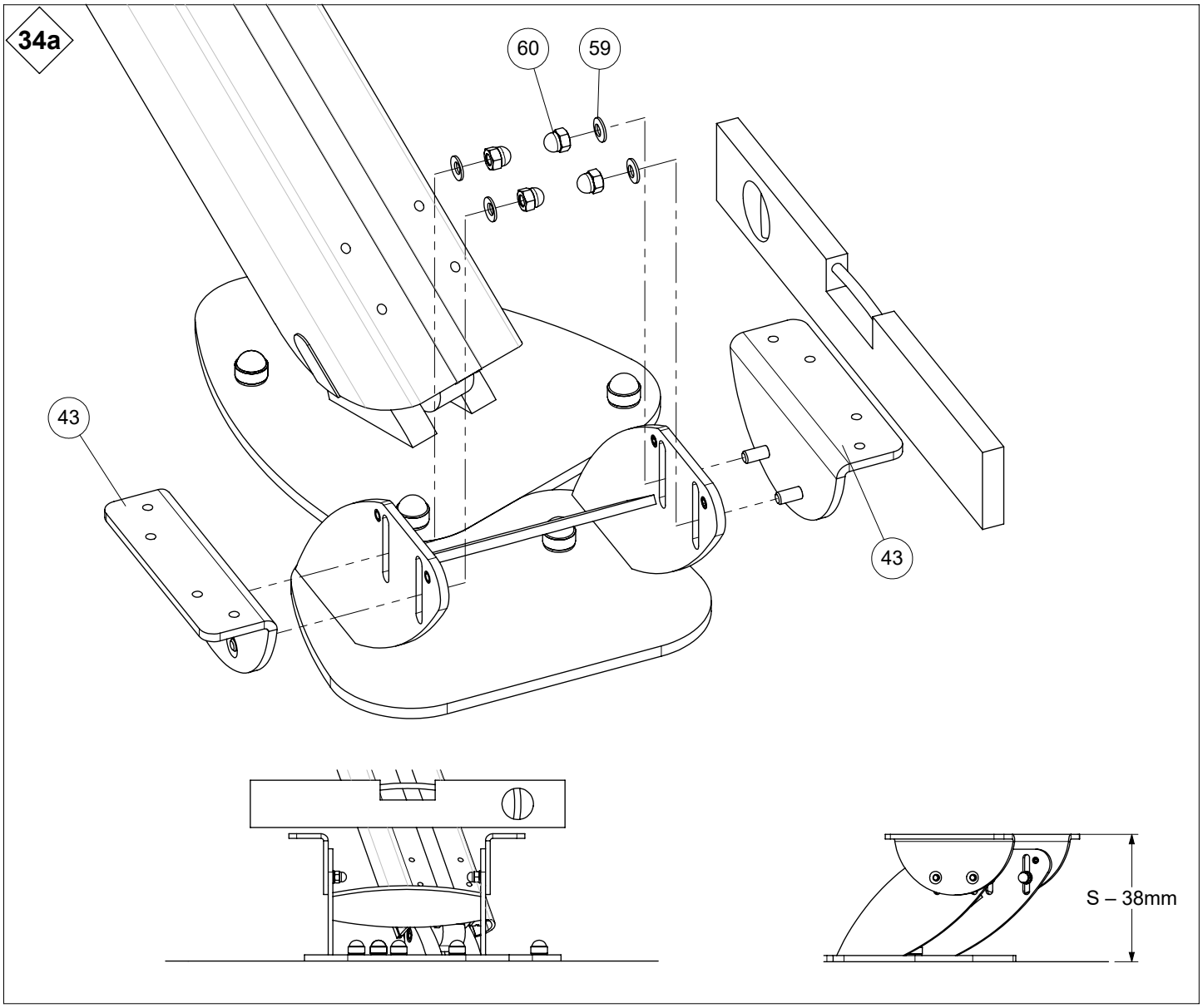
34a
60
59
43
43
S – 38mm

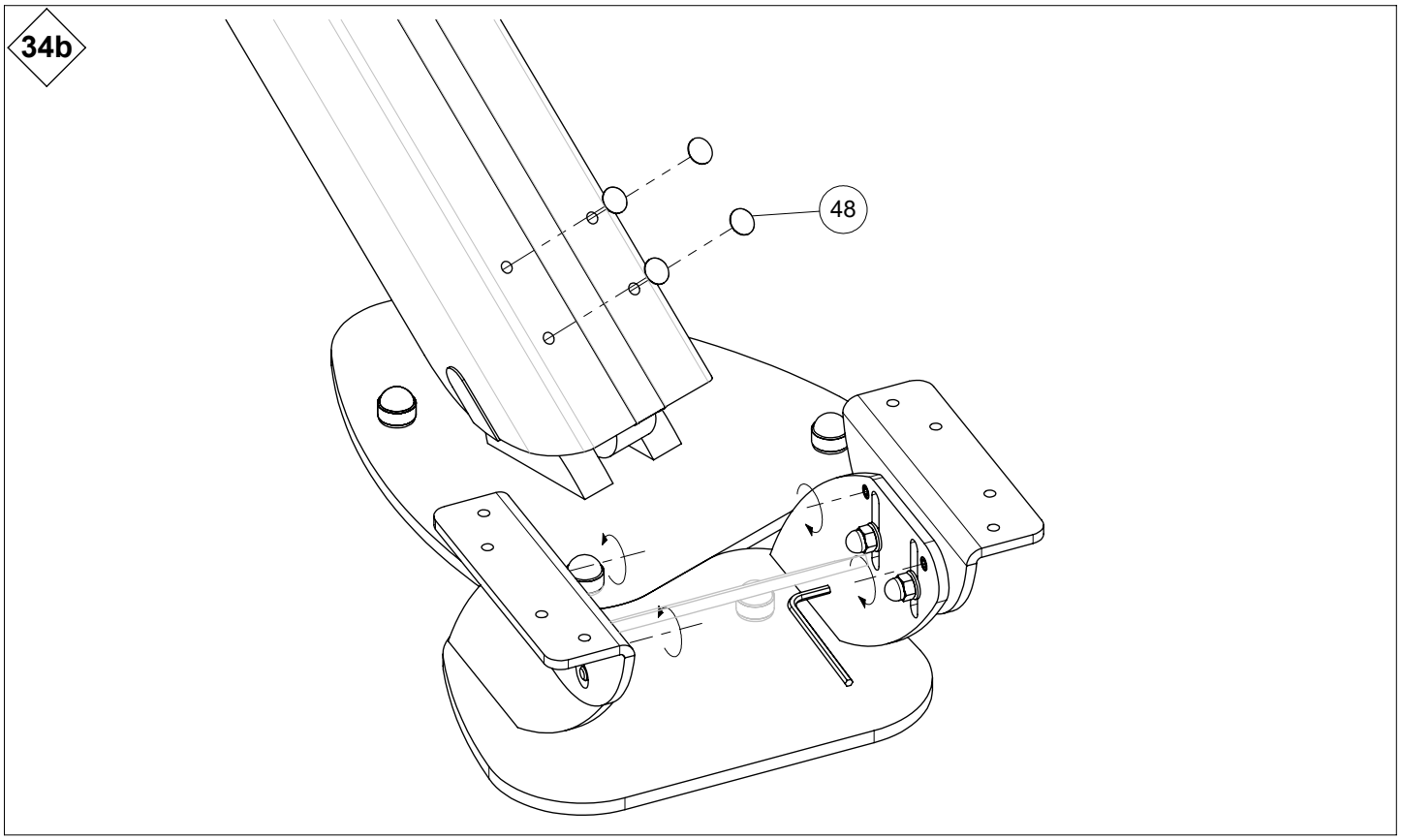
34b
48

35

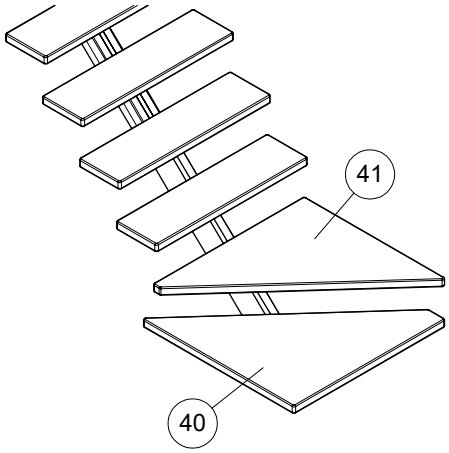

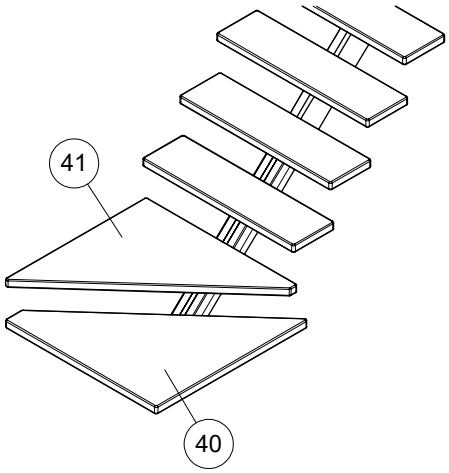

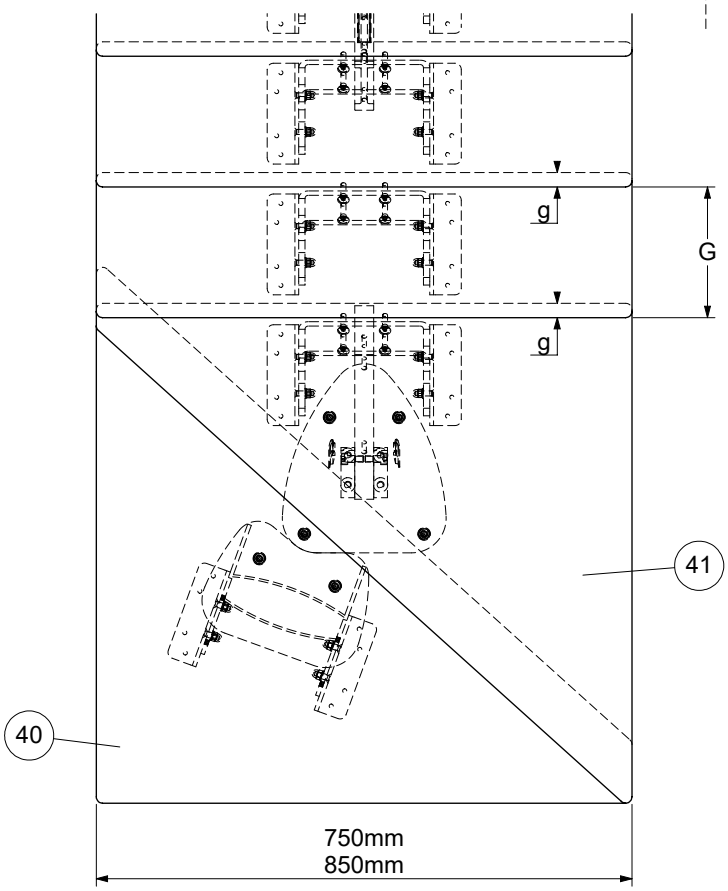

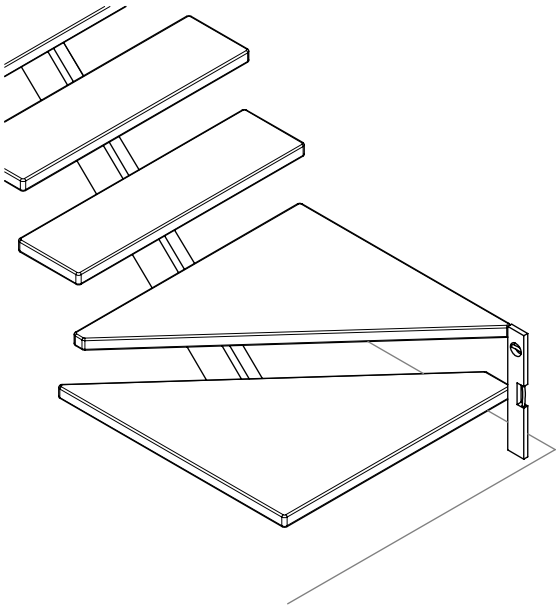

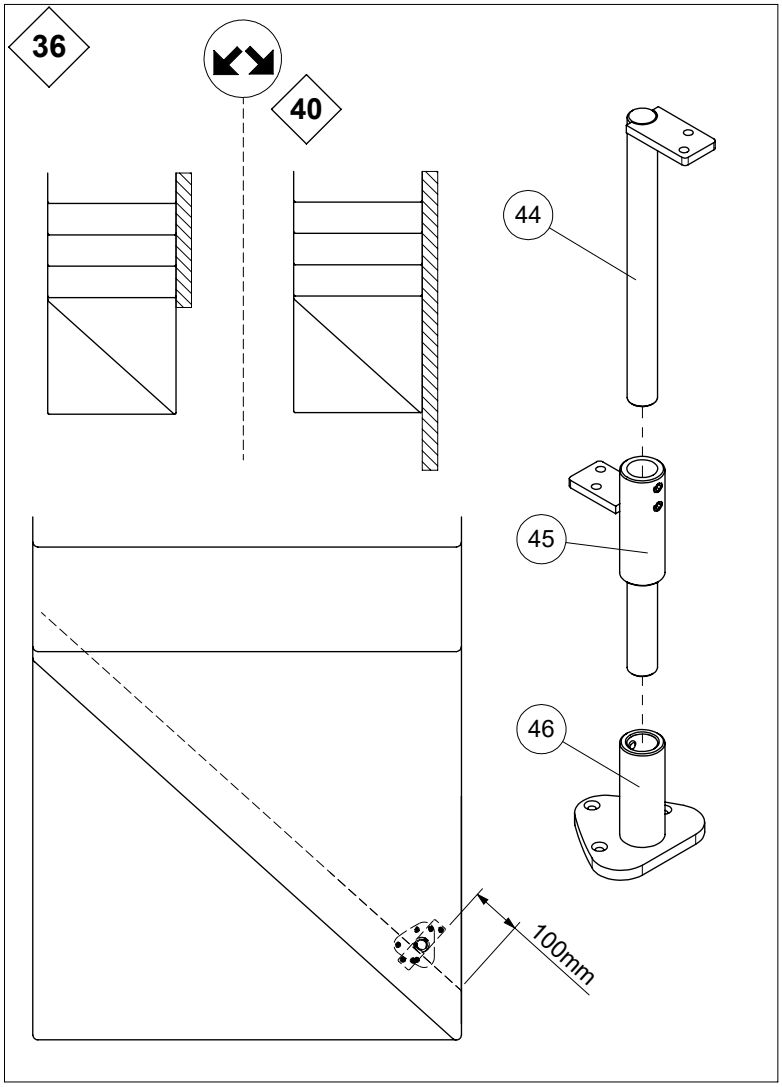
36
40
44
45
46
100mm

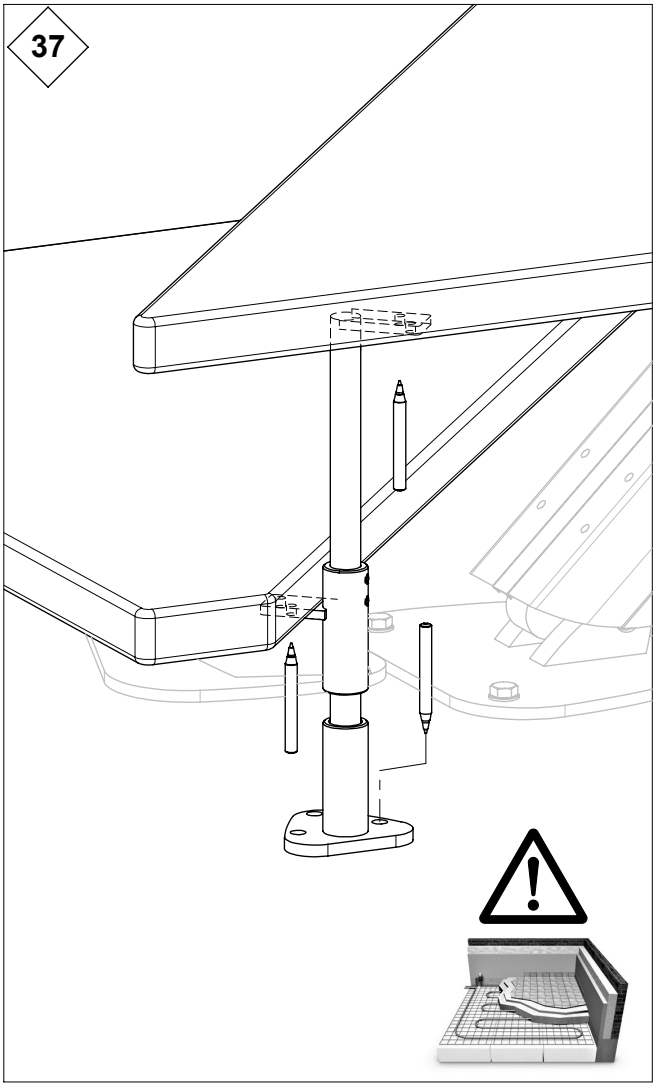
37

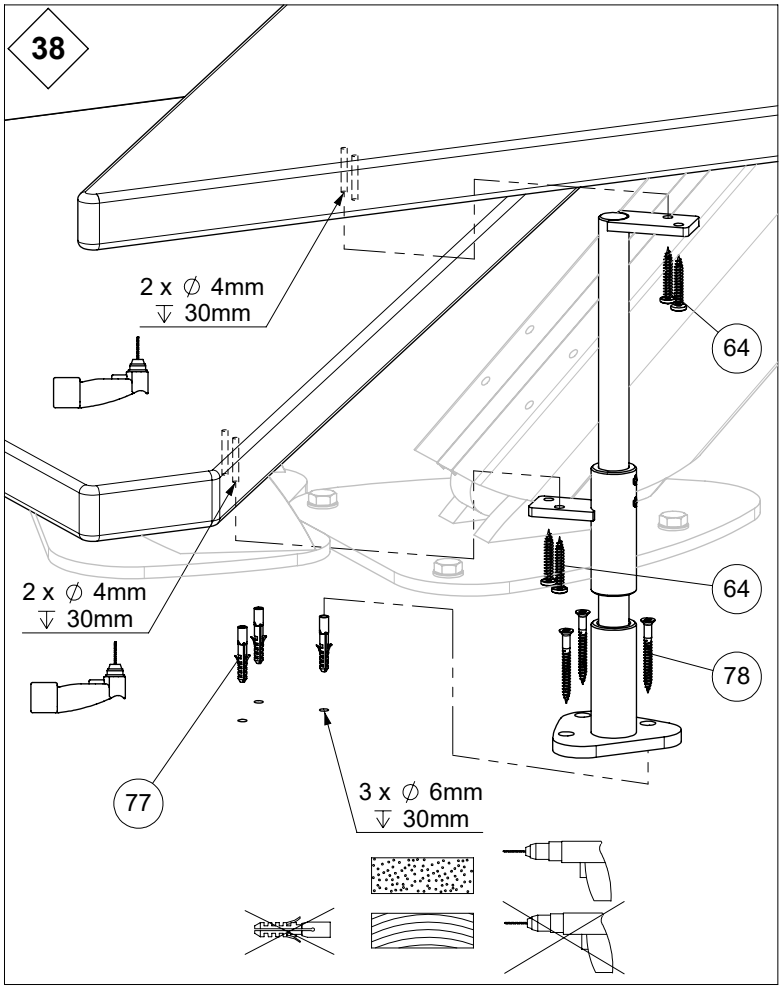
38
2 x ∅ 4mm
⇓ 30mm
64
2 x ∅ 4mm
⇓ 30mm
64
78
77
3 x ∅ 6mm
⇓ 30mm

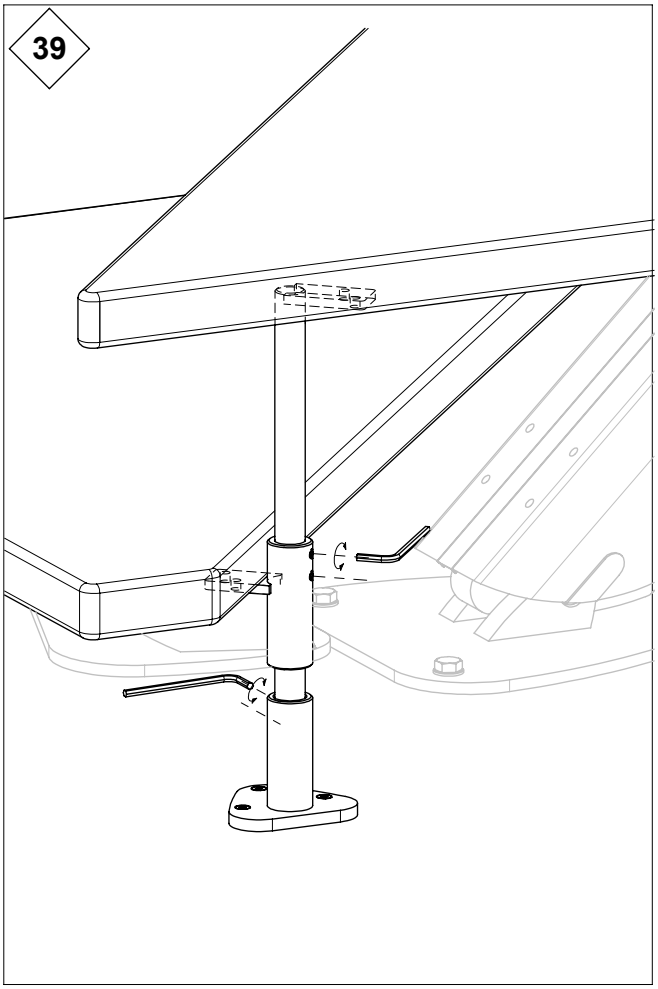
39

40

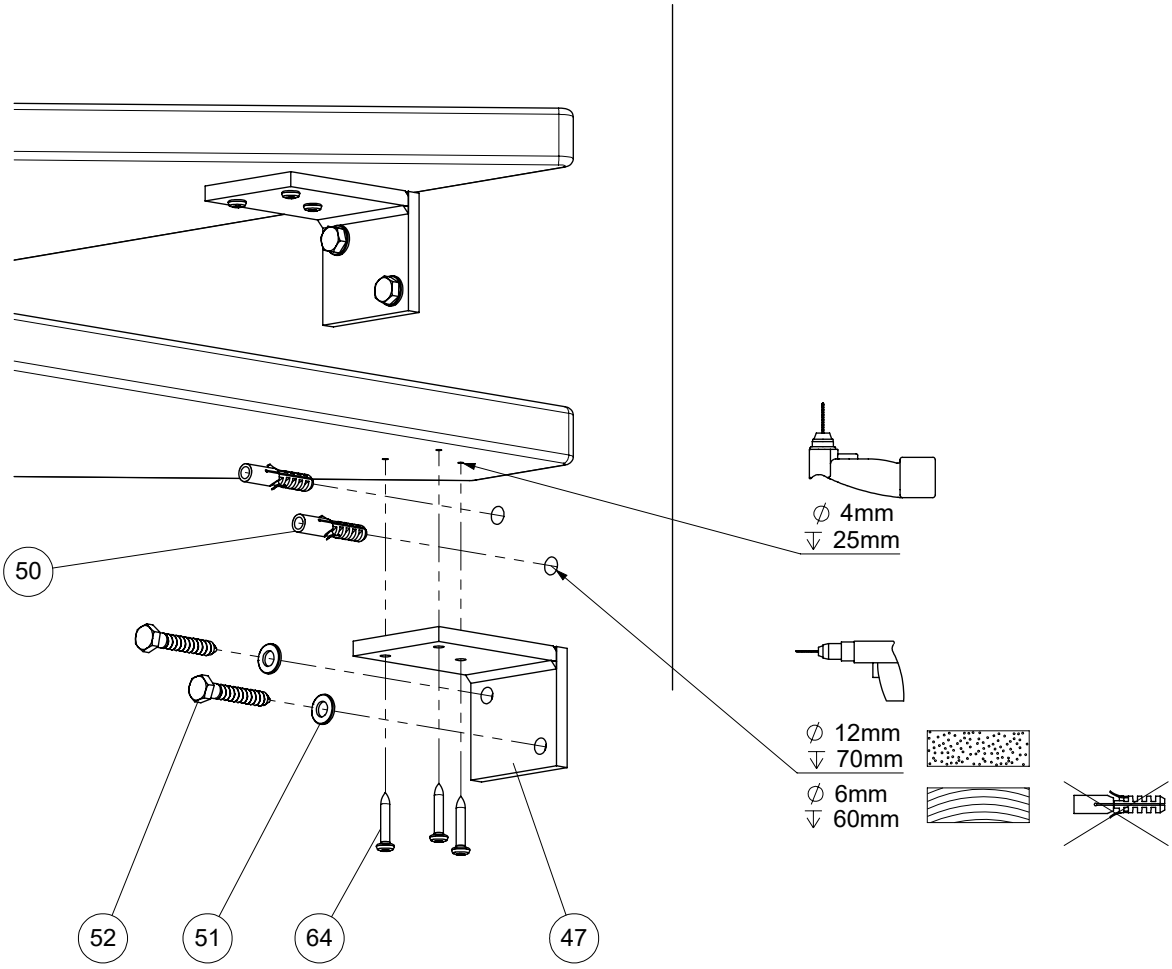

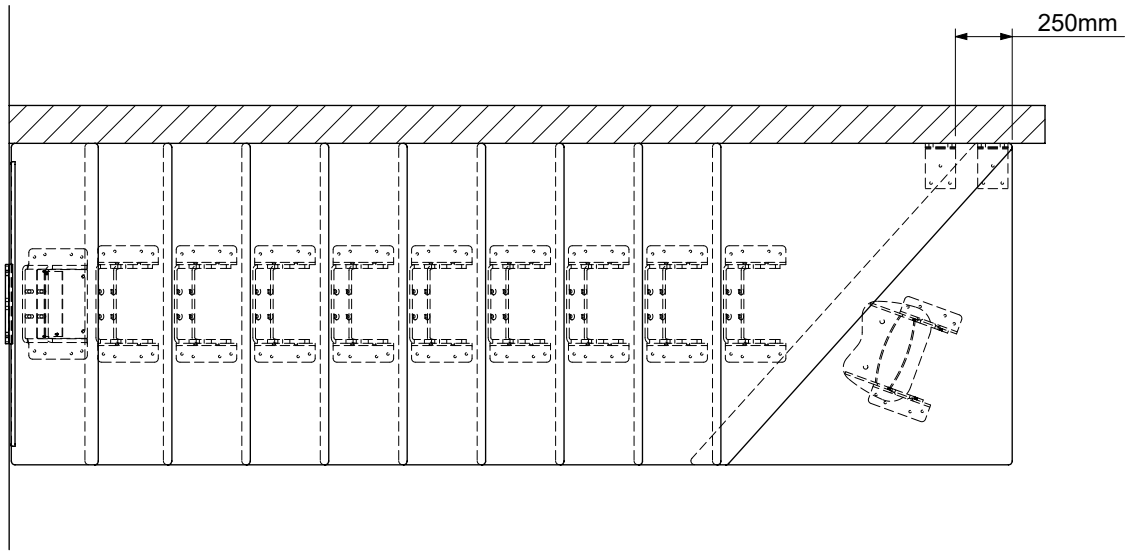

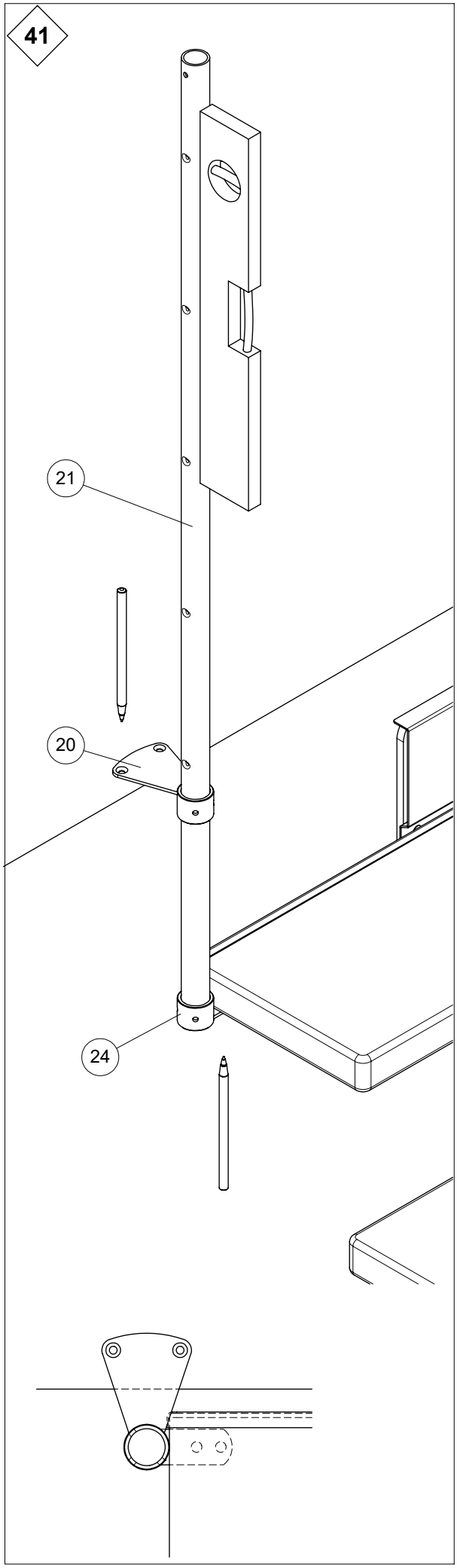
41
21
20
24

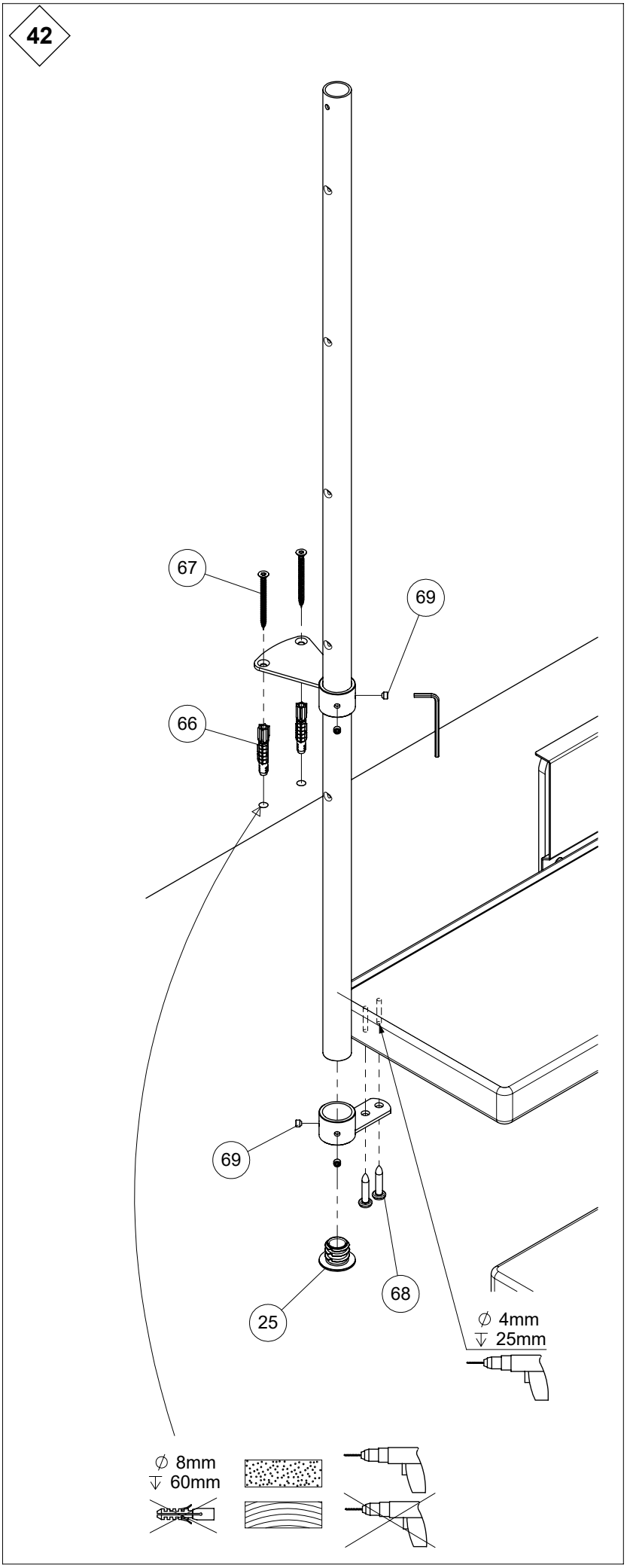
42
67
69
66
69
25
68
∅ 4mm
⇓ 25mm
∅ 8mm
⇓ 60mm

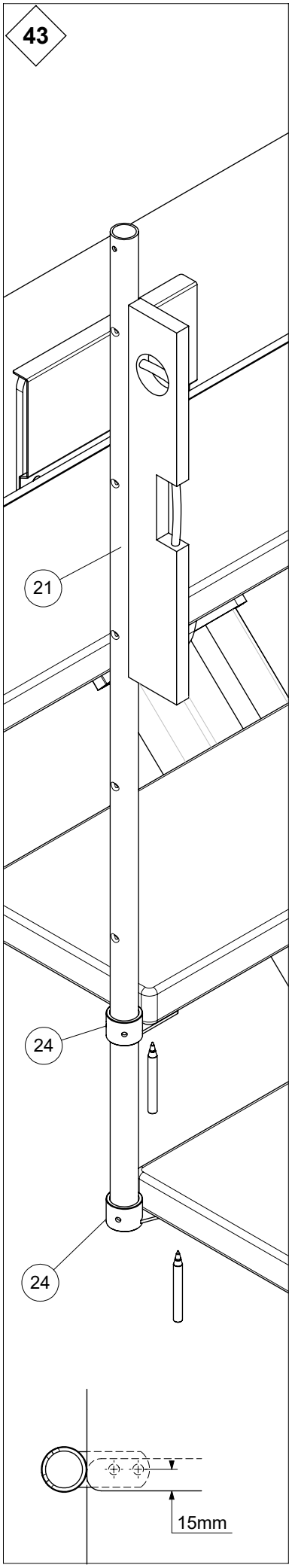
43
21
24
24
15mm

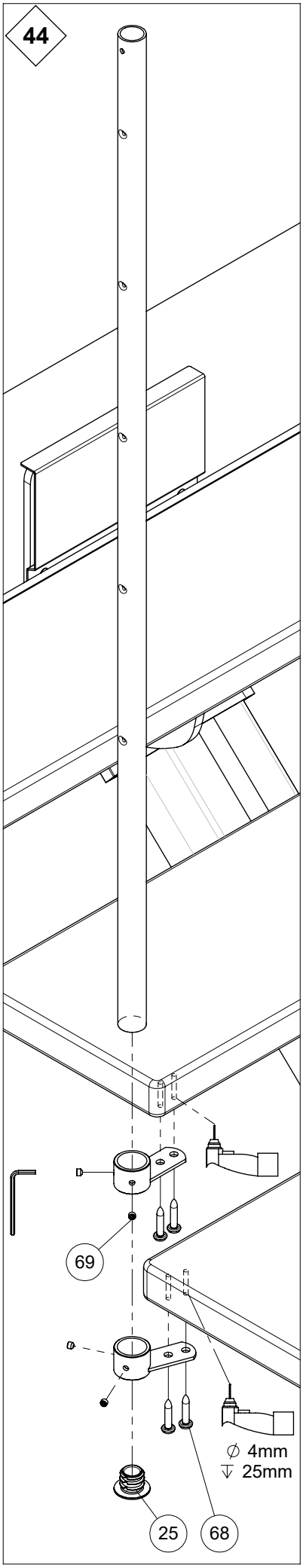
44
D
69
D
∅ 4mm
⇓ 25mm
25
68

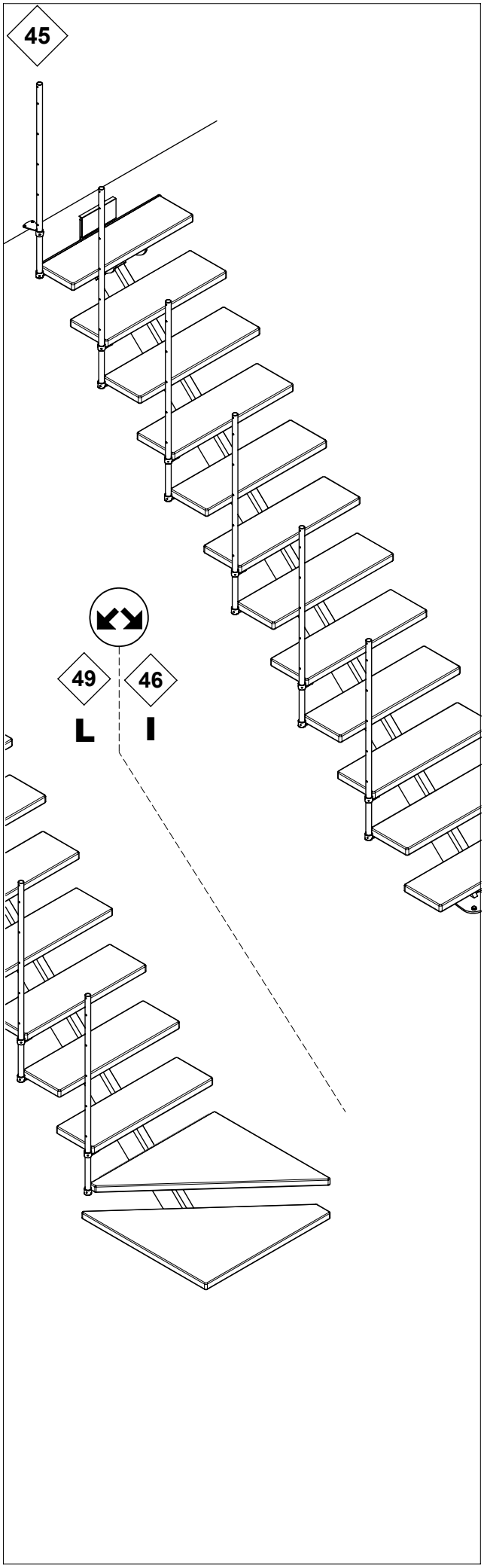
45
49
46
L
I

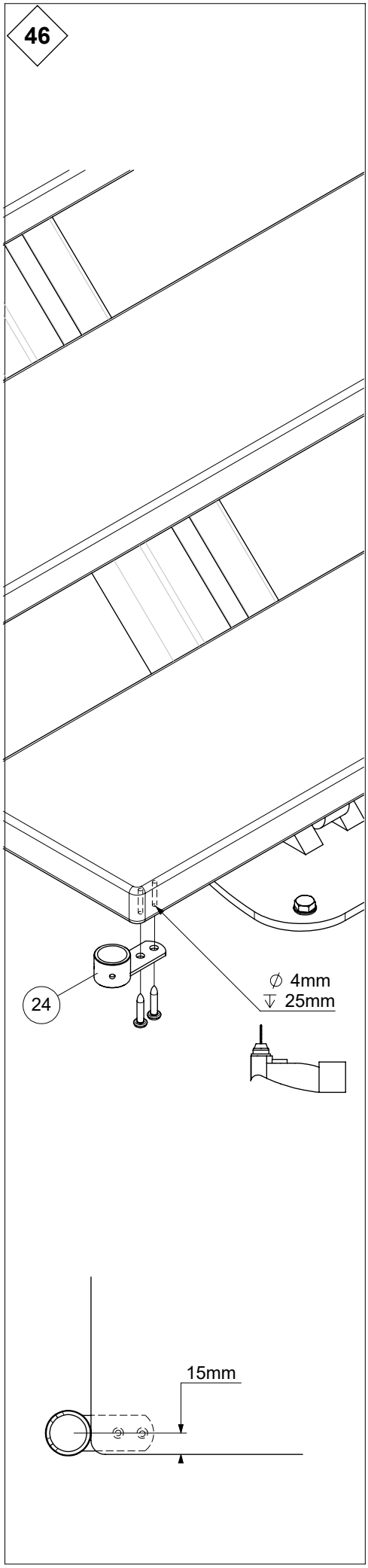
46
24
∅ 4mm
↧ 25mm
15mm

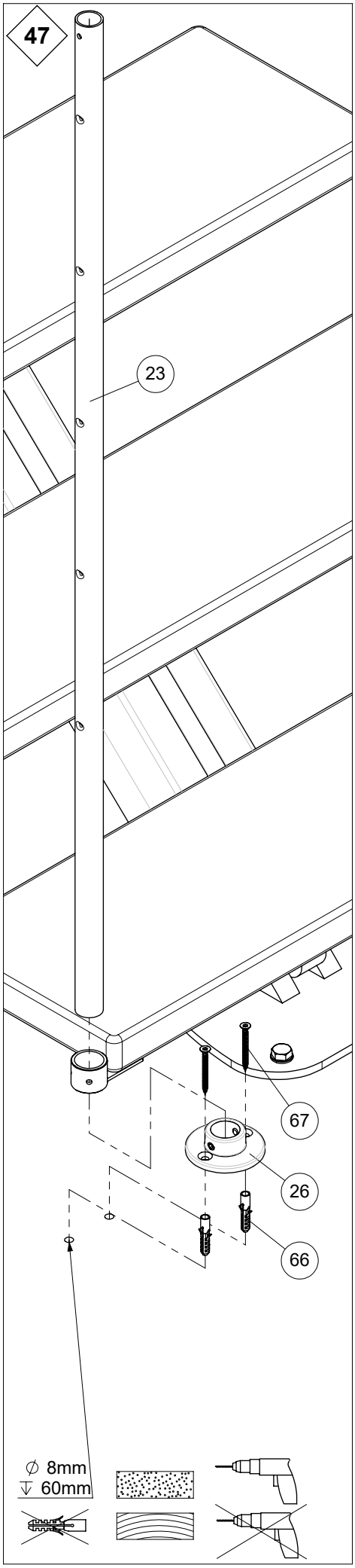
47
23
67
26
66
∅ 8mm
↧ 60mm

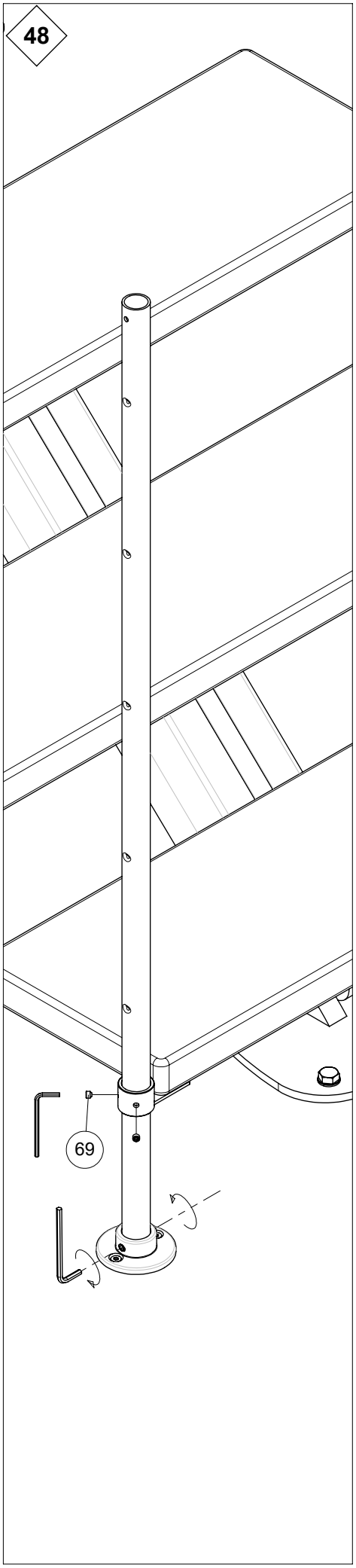
48
69

49

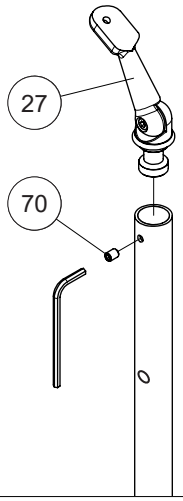

50

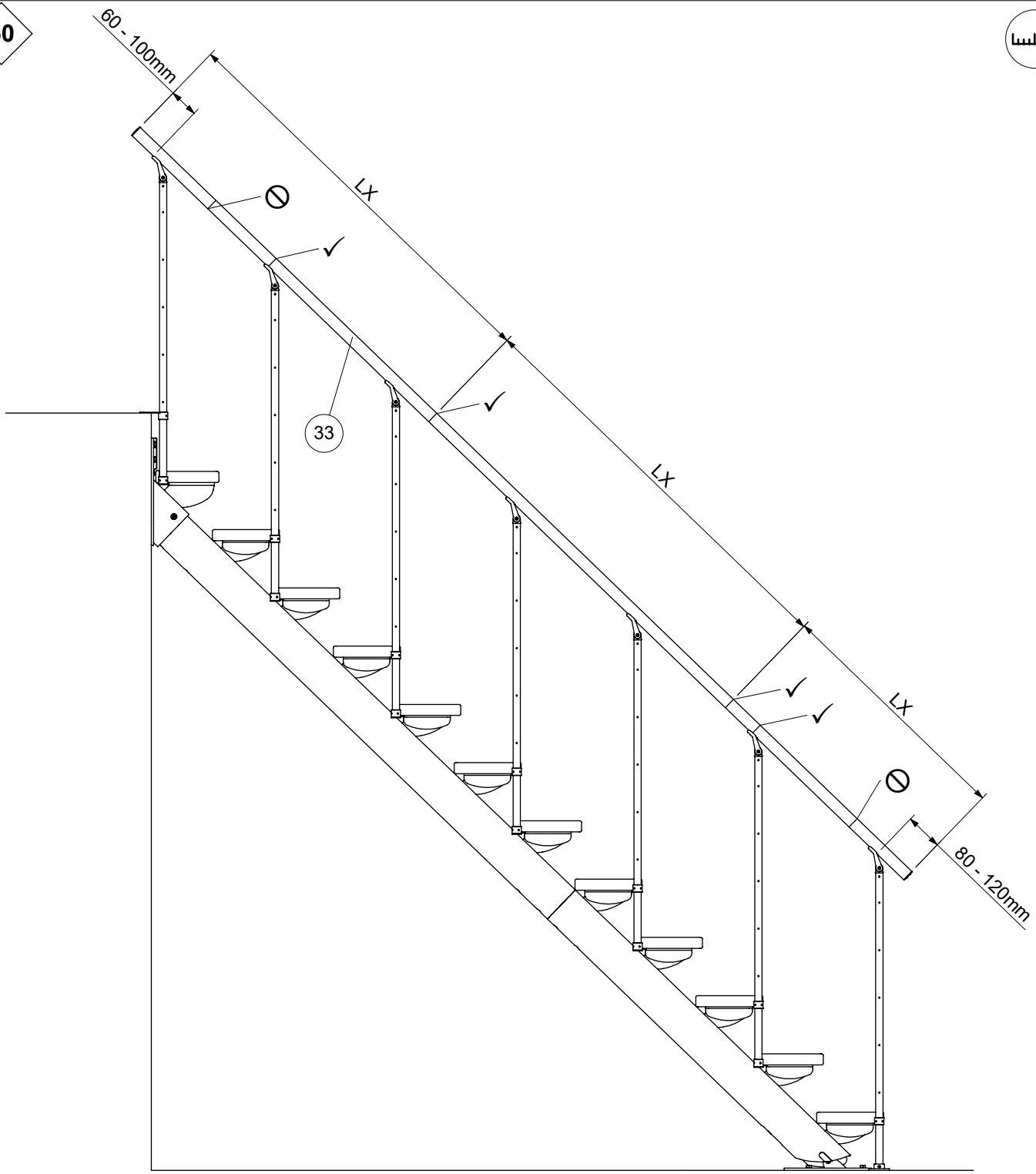

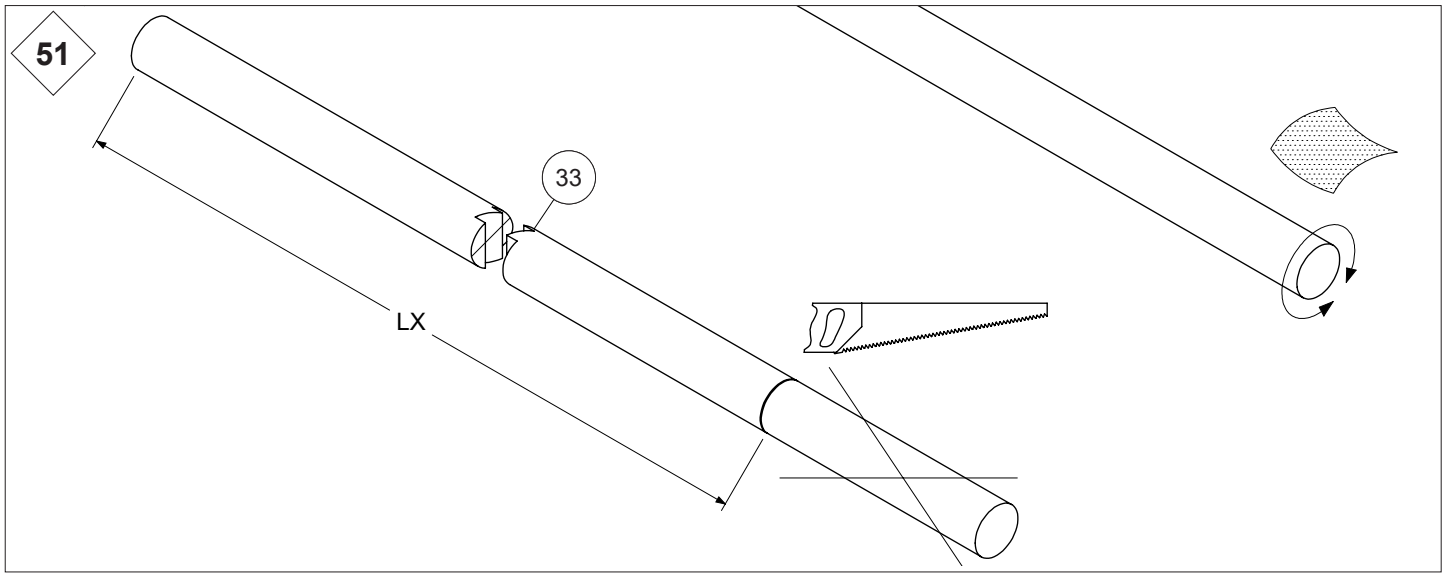
51
33
LX

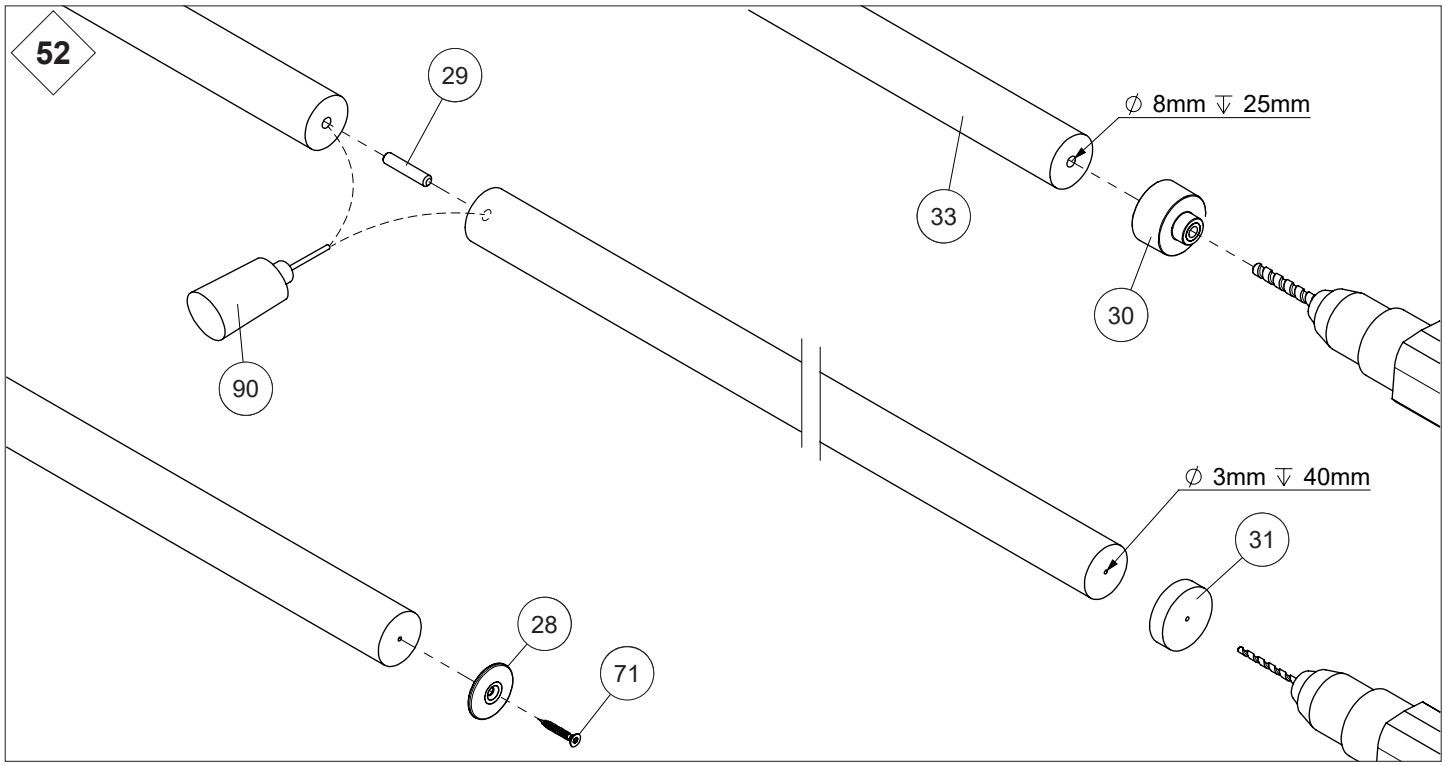
52
29
∅ 8mm ↧ 25mm
33
30
90
∅ 3mm ↧ 40mm
31
28
71

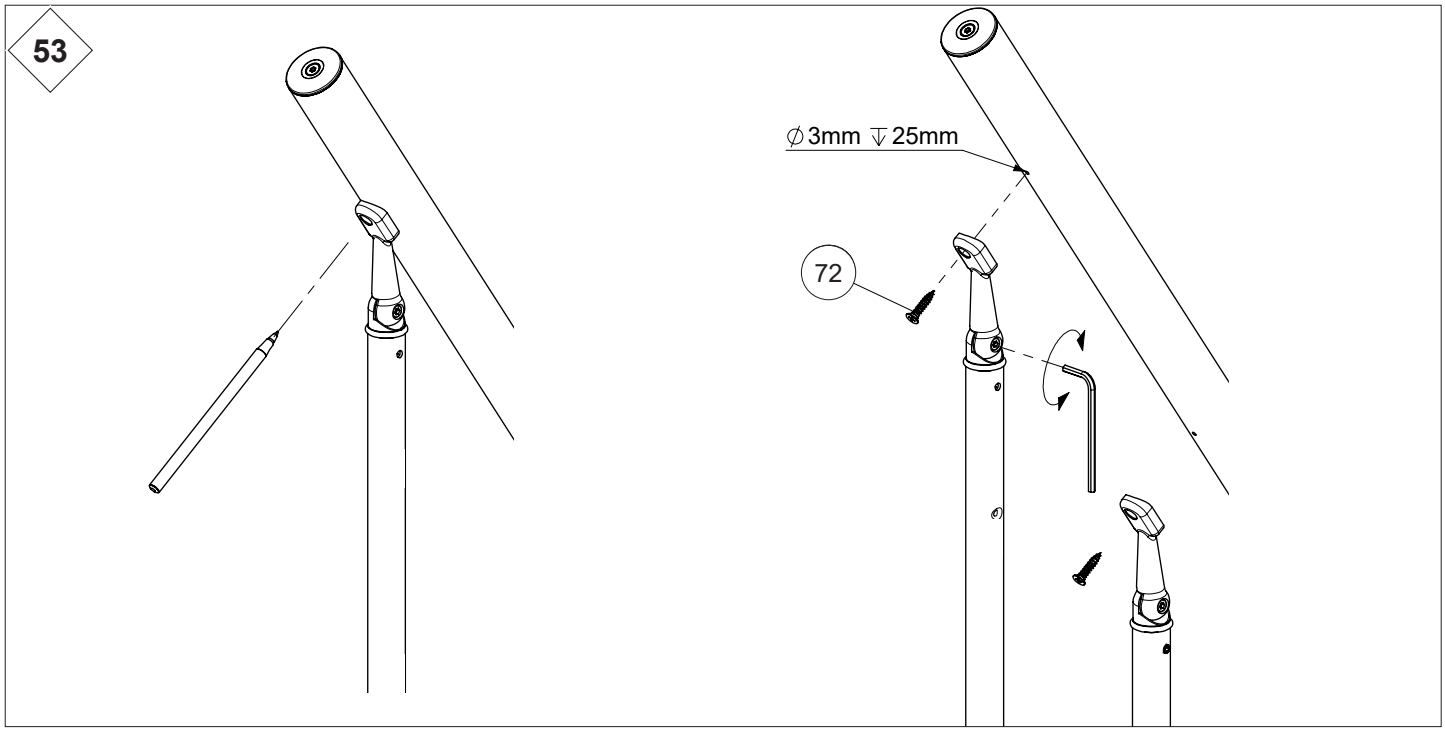
53
∅3mm ↧25mm
72

54

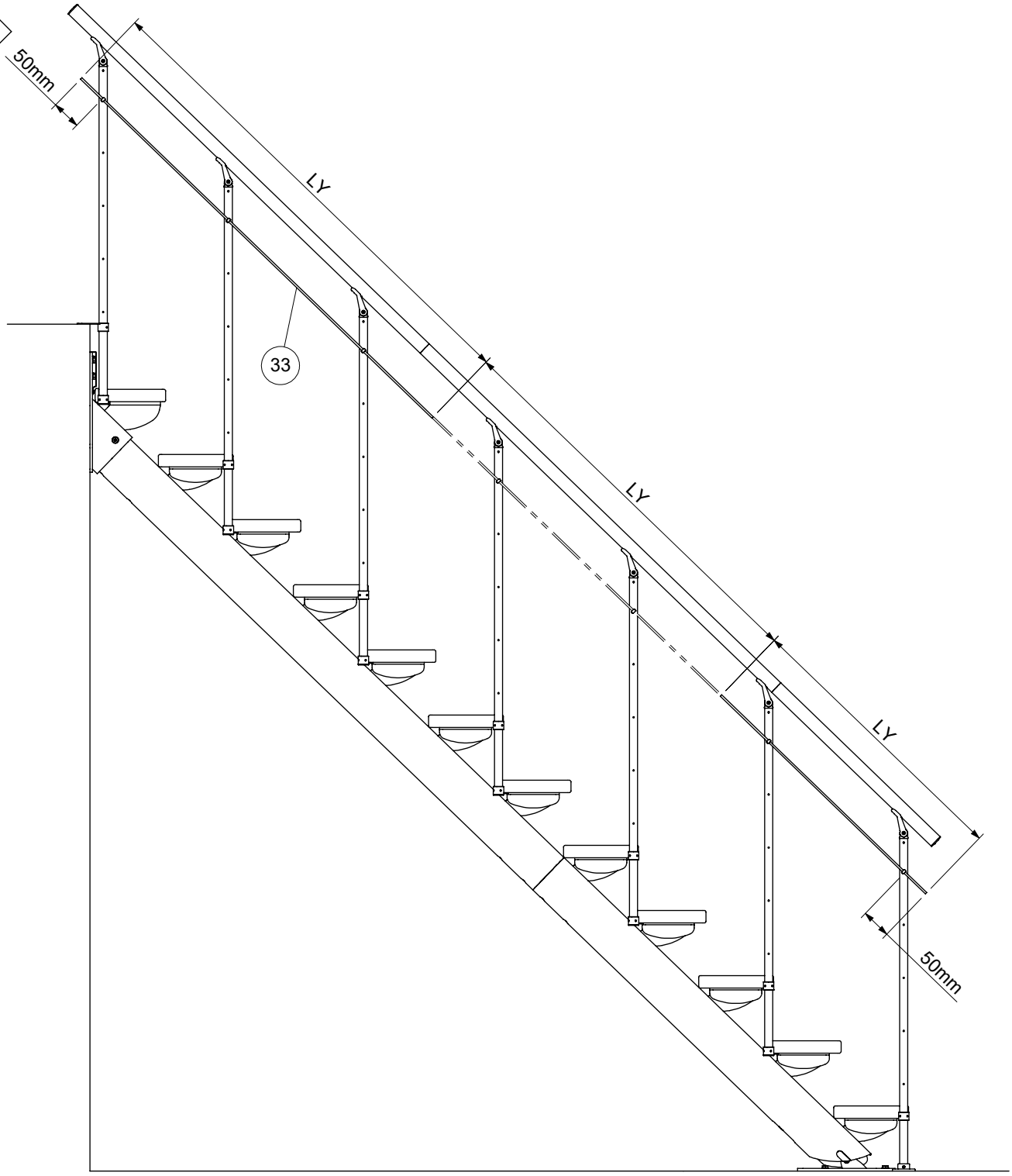

55

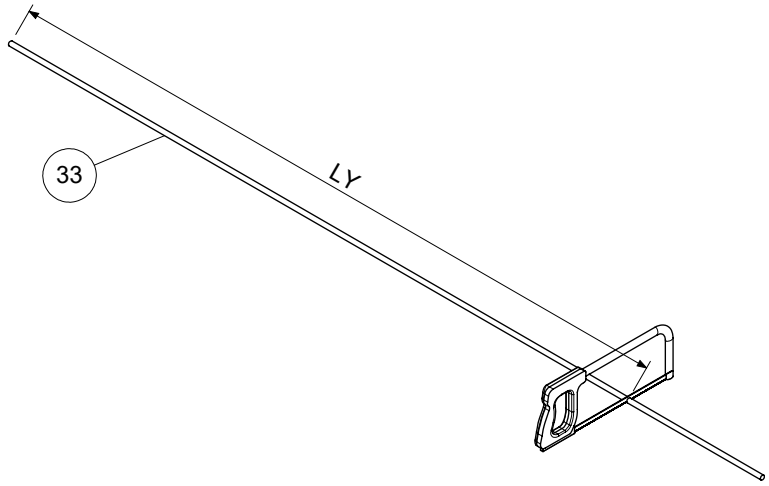

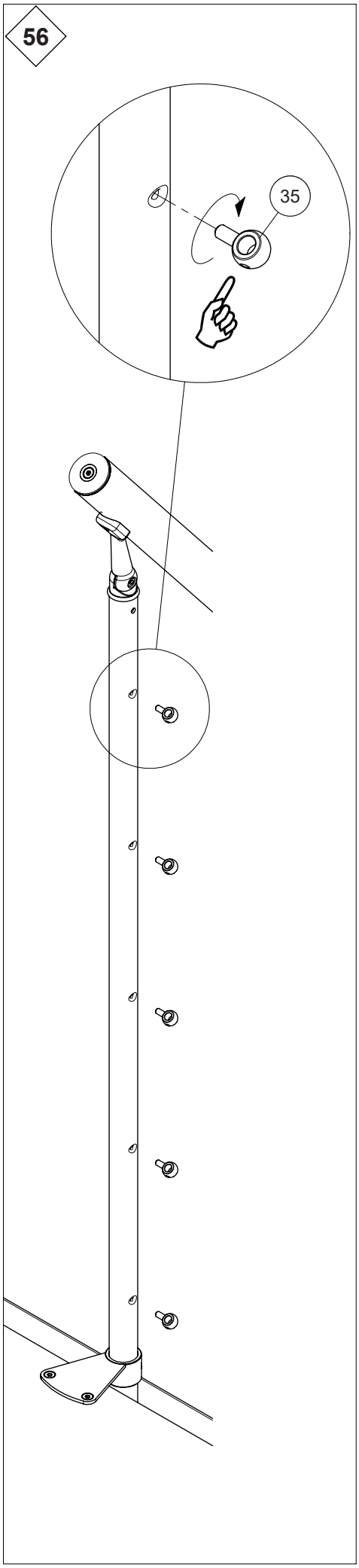
56
35

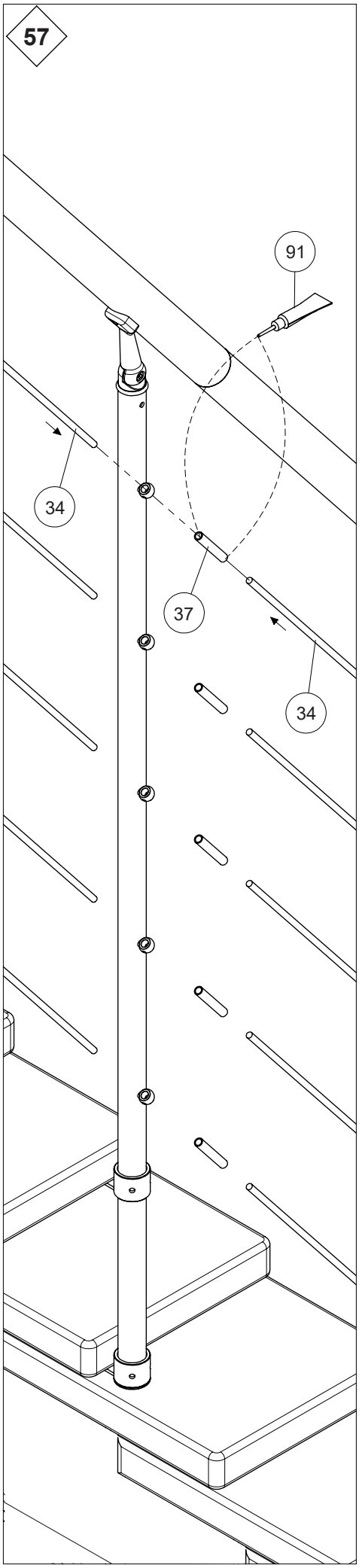
57
91
34
37
34

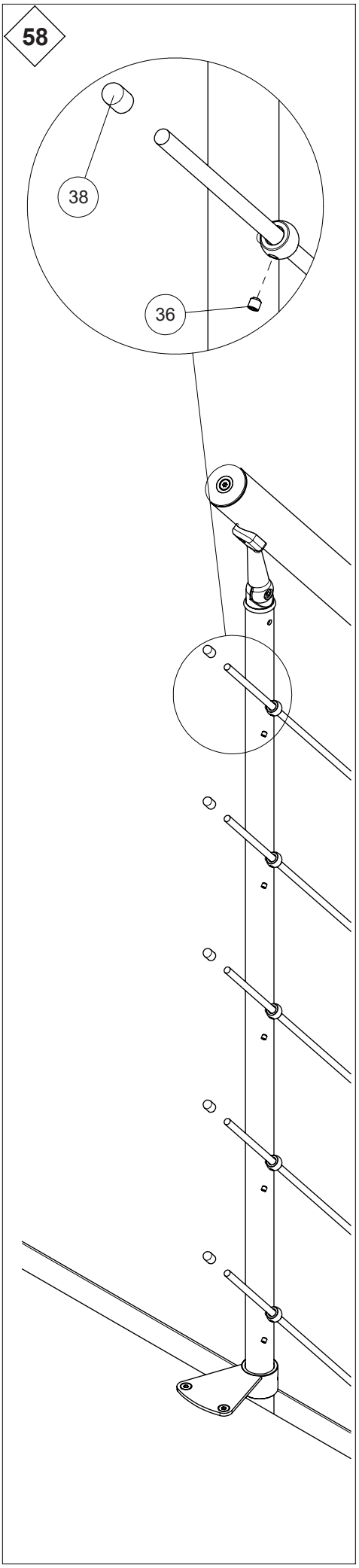
58
38
36